




Learning with Lincoln Institute

Sponsored by Teaching with Primary Sources at Eastern Illinois University and Southern Illinois University Edwardsville
Endorsed by the Abraham Lincoln Bicentennial Commission



You Are an Investigative Reporter: The Assassination of President Lincoln

by Dawn DeNap



Students analyze primary source images to determine a specific historical event; listen to a teacher narrative on President Lincoln's assassination; investigate the conspiracy surrounding the assassination and write a newspaper article describing the event.

Overview

Subject:	U.S. History / Language Arts / Social Sciences
Time Required:	Five 50 minute class periods
Grade Range:	6 - 8
Understanding Goal:	Primary sources provide clues to the events surrounding Lincoln's assassination.
Investigative or Essential Question:	What can primary sources show us about a specific historical event?



Learning with Lincoln Institute


Sponsored by Teaching with Primary Sources at Eastern Illinois University and Southern Illinois University Edwardsville Endorsed by the Abraham Lincoln Bicentennial Commission







Materials

Purpose of Library of Congress Items: The primary sources help students investigate the events surrounding Lincoln's assassination

Library of Congress Items: Bibliographical Information attached.



Additional Materials:

-  Tell Me More Worksheet (attached)
-  Internet Investigation Sheet (attached)
-  You Are an Investigative Journalist (attached)
-  Bag of Clues (list of contents attached)

Required Vocabulary: Civil War, Abraham Lincoln, John Wilkes Booth, assassination

Prior Content Knowledge: Students should have completed a unit of study of the Civil War. This activity will be used to review the Civil War and introduce Reconstruction.

Technology Skills: None

Standards

Illinois Learning Standards: 16.A, 16.B

For information on specific Illinois Learning Standards go to www.isbe.state.il.us/ils/



Learning with Lincoln Institute

Sponsored by Teaching with Primary Sources at
Eastern Illinois University and
Southern Illinois University Edwardsville
Endorsed by the
Abraham Lincoln Bicentennial Commission



Actions

Description of Teacher Actions:

Build Prior Knowledge

1. Distribute bags of clues and "You Are an Investigative Journalist" worksheet.
2. Encourage students to examine the primary source clues and record observations on the "You Are an Investigative Journalist" worksheet.
 - Ex. Clue – photo of Ford's Theater
 - Ex. Observation using objective and subjective statements – "The building looks important. There are guards outside. Black bunting is draped around. This usually signifies death."
 - Ex. Significance – Ford's Theater is where Lincoln was shot. The photo is of the theater the following day.)
 - Share bibliographies of sources (date, author, and photographer) as further clues.
3. Discuss student's observations.

Student Investigative Activity

Teacher gives a narrative/lecture about Lincoln's assassination.

1. Review student's observations of primary sources and determine if original guesses were correct.
2. Students complete "Tell Me More" worksheet.
3. Distribute internet investigation worksheet.
4. Facilitate students' internet investigation.
5. Language Arts teacher assigns newspaper article.
 - Students will use internet investigation worksheet to write article. This will be a cross-curricular lesson as the English teacher will be teaching "who, what, when, where, why" writing. The newspaper article assignment will be an assignment that is shared in both classes.

Assessment/Evaluation

Students will be evaluated on their analysis and interpretations from the "You Are an Investigative Journalist" and "Tell Me More" worksheets and completion of the "Internet Investigation" worksheet showing their understanding of Lincoln's assassination through research.



Learning with Lincoln Institute

Sponsored by Teaching with Primary Sources at
Eastern Illinois University and
Southern Illinois University Edwardsville
Endorsed by the
Abraham Lincoln Bicentennial Commission



Best Instructional Practices:

Teaching for Understanding

The investigative activity allowed students to activate prior knowledge and make a connection of what was learned the previous year to the current year's curriculum.

As students examine primary sources they note the tone of the items and the dates on the items to activate their prior knowledge of the events surrounding Lincoln's death.

The newspaper article is used to determine student understanding of the events discussed.

Literacy Instruction/Reading Comprehension

The investigative worksheet helps students organize their ideas for the newspaper article.

Technology Integration

By having students use the internet to investigate the conspiracy and conspirators surrounding the assassination allow students to enhance their information literacy skills.



Learning with Lincoln Institute

Sponsored by Teaching with Primary Sources at
Eastern Illinois University and
Southern Illinois University Edwardsville
Endorsed by the
Abraham Lincoln Bicentennial Commission



Attachments

Library of Congress Resources:

Title:	Ford's Theatre, Tenth Street, Above E. Season II, Week XXXI, Night 196 ... Friday evening, April 14th, 1865. Benefit! And Last Night of Miss Laura Keane ... Tom Taylor's celebrated eccentric comedy... One Thousand Nights, entitled, Our American Cousin.	
	Collection or Exhibit	An American Time Capsule: Three Centuries of Broadside
	Media Type:	published text
	URL:	http://memory.loc.gov/cgi-bin/query/h?ammem/rbpebib:@field(NUMBER+@band(rbpe+2040580c))
Title:	Milwaukee, Wis., Mayor (Abner Kirby). The great crime at Washington.	
	Collection or Exhibit	Abraham Lincoln Papers
	Media Type:	published text
	URL:	http://memory.loc.gov/ammem/alhtml/alrgall2.html
Title:	Washington, D.C. Ford's Theater with guards posted at entrance and crepe draped from windows.	
	Collection or Exhibit	Selected Civil War photographs, 1861-1865
	Media Type:	Photo
	URL	http://memory.loc.gov/cgi-bin/query/r?ammem/cwar:@field(NUMBER+@band(cwp+4a40205))
Title:	Washington, D.C. President Lincoln's funeral procession on Pennsylvania Avenue; another view.	
	Collection or Exhibit	Selected Civil War Photographs, 1861-1865
	Media Type:	photo
	URL	http://memory.loc.gov/cgi-bin/query/r?ammem/cwar:@field(NUMBER+@band(cwp+4a39662))
Title:	Execution of the four conspirators: Mrs. Surrat [sic], Payne, Harold & Atzeroth. At Washington, D.C., July 7, 1865	
	Collection or Exhibit	Rare Books and Special Collections Division
	Media Type:	image
	URL	http://memory.loc.gov/ammem/alhtml/alrb/stbdsd/00408600/001.html




Learning with Lincoln Institute

Sponsored by Teaching with Primary Sources at
Eastern Illinois University and
Southern Illinois University Edwardsville
Endorsed by the
Abraham Lincoln Bicentennial Commission



Bag of Clues Contents:

- Photo of Ford's Theater
Lincoln was shot while attending a play at the theater; the photo is of the theater the day following the assassination.
- Playbill from Our American Cousin
The Lincolns were attending this play when the shooting occurred.
- Notice to public from Abner Kirby, mayor of Milwaukee, Wisconsin
Notice announces the death of the president and suggests that the joy over the end of the Civil War has come to an end with the assassination.
- Photo of funeral procession (cut photo in half as it is a double view)
Photo shows the large number of the nation's mourners.
- Photo of gallows
The conspirators were publicly hanged, including the first woman executed in the U.S., Mary Surratt; indicates a crime has been committed and the guilty parties were caught and punished.





Learning with Lincoln Institute

Sponsored by Teaching with Primary Sources at
Eastern Illinois University and
Southern Illinois University Edwardsville
Endorsed by the
Abraham Lincoln Bicentennial Commission



Tell Me More

What facts/clues do the primary sources NOT tell about the event?

Photo of Ford's Theater:
Playbill:
Proclamation of the Mayor:
Photo of funeral procession:
Photo of gallows:
<i>What questions do you still have about the event?</i>



Learning with Lincoln Institute

Sponsored by Teaching with Primary Sources at
Eastern Illinois University and
Southern Illinois University Edwardsville
Endorsed by the
Abraham Lincoln Bicentennial Commission



Internet Investigation

John Wilkes Booth and his conspirators spent months planning Lincoln's demise. Use the internet to help you answer the following questions.

Be sure to cite the Title and web address of all reliable Internet websites used to answer the questions below.

Who were John Wilkes Booth's co-conspirators?
What were some plans that they made concerning President Lincoln and his staff?
When did they plan to carry out their schemes?
Where did they meet?
Why did the co-conspirators want to assassinate the president?



Learning with Lincoln Institute

Sponsored by Teaching with Primary Sources at
Eastern Illinois University and
Southern Illinois University Edwardsville
Endorsed by the
Abraham Lincoln Bicentennial Commission



You Are an Investigative Journalist

Make a list of the clues in the bag.	
#1	
#2	
#3	
#4	
#5	
What historical event do you think the clues represent?	
What is the significance of each clue?	
#1	
#2	
#3	
#4	
#5	