

Library of Congress Website Update

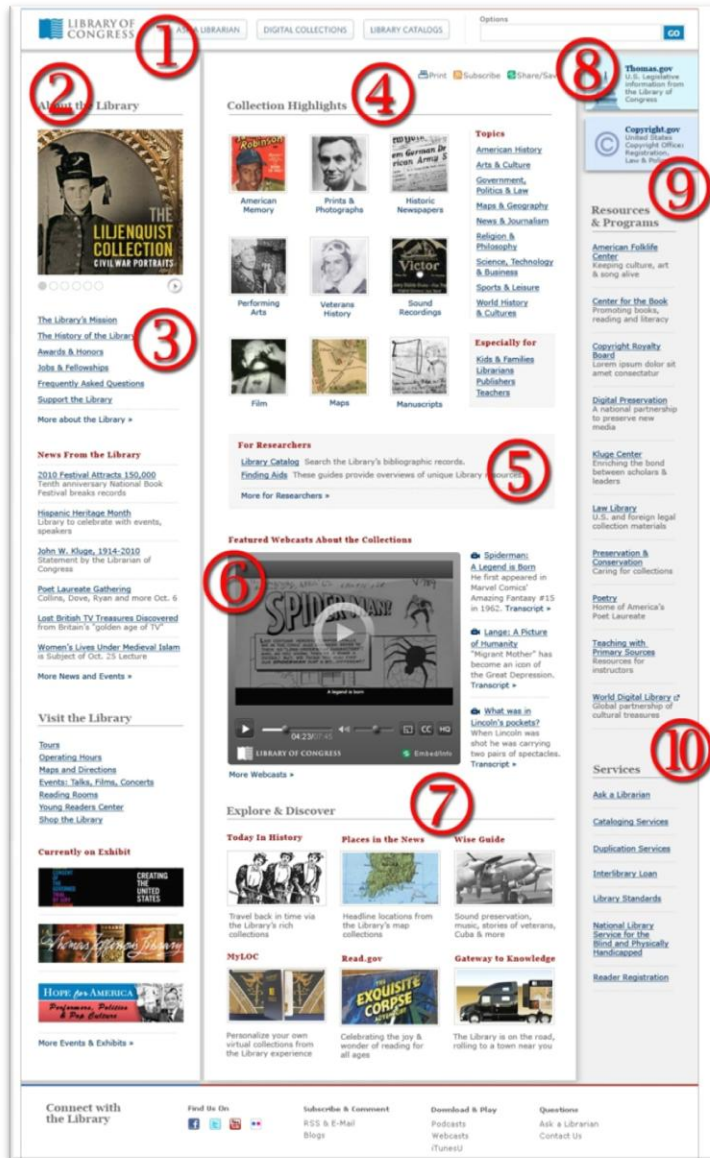
www.loc.gov



Periodically, the Library changes its site to make it more useful and responsive to users' needs. Content is organized in columns relative to "who we are", "what we have," and "what we do."

Here is a look at specific features, shown below:

① The header of the logo, Ask a Librarian, Digital Collections, Library Catalogs, Library Catalogs buttons and the main Search field.



② The top of the left column "who we are" contains rotating graphics of events, information or content.

③ Below is a set of links to content about the Library.

④ At the top of the middle column, which describes "what we have" is a set of selected collection highlights. They are arranged by format, topic, or a user's self-identified audience, such as librarians or teachers.

⑤ A box for researchers highlights links to catalogs and finding aids.

⑥ This section features videos about items in the Library's collections and event clips.

⑦ The Explore and Discover section is frequently updated informational and educational content and includes links for Today in History, Places in the News, Wise Guide, MyLoc.gov, Read.gov, and Gateway to Knowledge website.

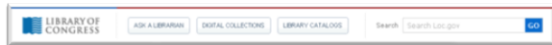
⑧ In the right column "what we do" are the more prominent links to legislative information (THOMAS) and the functions of the U.S. Copyright Office, which is part of the Library of Congress.

⑨ The area below that has links to major Library programs and collaborative initiatives, listed in alphabetical order.

⑩ Rounding out the right column, the Services area contains a list of services the Library provides to the public or to the nation, also listed in alphabetical order.

Finally, the bottom of the page, spanning all three columns, is the "global footer" with links to the Library's social media sites (Facebook, Twitter, YouTube, etc.), links to subscribe to RSS or email lists, and other useful information. This information is from the Library's blog at <http://blogs.loc.gov/loc/2011/01/theres-no-place-like-a-new-homepage/>

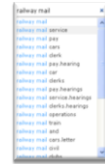
The NEW Search Tool



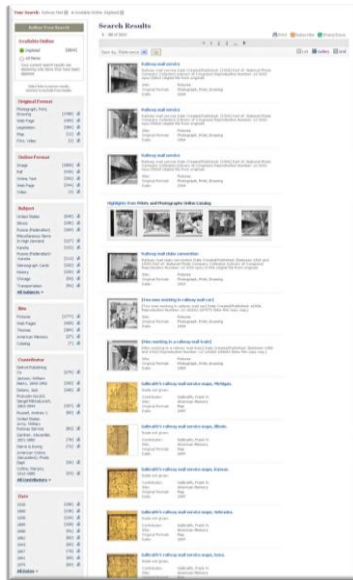
The Library made a much requested and anticipated change to the search process! These

changes make the “hunt” for primary sources more streamlined and successful. Here are some of my personal highlights after I typed *railway mail* in the search box!

1. **Recommended terms!** The site suggests additional words that will help me with my search and offers suggestions that I hadn’t thought about!



2. **Organize** the items found. While thrilled to have 2604 matches for railway mail, we are also able to...



Sort by Relevance, Title or Date

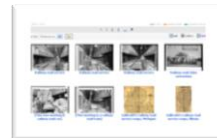


Change the view!

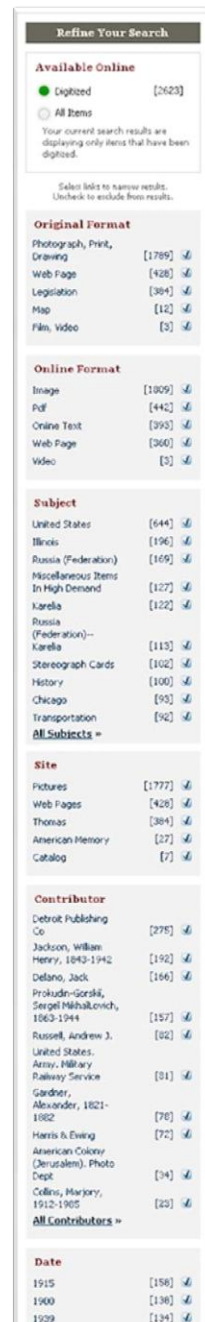
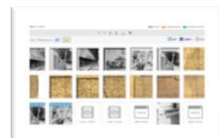
List,



Gallery



or Grid



3. The **Refine Your Search** menu includes a variety of variables as well as the number of items found for each attribute. *Let’s look at the results for our Railway Mail search:*

Available Online – You can choose to see only matches that are digitized or all matches. All Items will result in a higher number, but only the digitized items are available on the site.

Original Format - The formats in which items were originally presented to the Library of Congress are represented here. The formats represented in our search are Photograph, Print & Drawing; Web Page; Legislation; Map; and Film & Video

Online Format - Here we find the format in which items are available for us to access or download.

Subject - Key words, people, events and more are provided in a list that is unique for each search.

Site - This section indicates which divisions of the Library site include items from our search.

Contributor - The individual or organization that provided the item is listed here.

Date - The date that item was created, published, etc.