



Recommended Staff Requirements for Argos Deployment:

As we have installed Argos at many locations, we have created this document outlining suggested staff skills for particular duties and developed a matrix to describe which users you might expect to perform what types of functions. This is not set in stone, but following it will increase chances of a rapid, successful and thorough installation and implementation.

Installation

Prerequisites to the **Argos** installation are that: (1) the technician have basic understanding of the Windows server environment, (2) they must use the Administrator account or login to install and configure **Argos** where they must be able to, (3) access and manipulate the Server control panel and services. Using the provided "Argos InstallShield Installation Wizard", the **Argos** installation should take no more than 30-minutes for a reasonably skilled operator.

To add connections to the appropriate databases, the end user should have a basic understanding of defining ADO connections (this will usually be done by the DBA or someone familiar with the database network interface). If not done by the DBA, the installer should have access to user database accounts and passwords for testing the connection.




The installer will be requested to add **Argos** users and groups. Although not mandatory, the person adding users and groups should have DBA authority. Ideally, Argos user accounts should be similar to the database accounts. This is not required, but makes it easier on the end user if logon IDs can be coordinated.







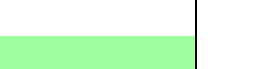



The install and rudimentary configuration should take no more than a few hours to half a day. After the installation, DBAs, power users, and normal users can access **Argos** from their desktop using their web browsers.

Upgrades

Upgrades to the **Argos** server and client require minimal skills. The user performing upgrades will need an Administration login to **Argos**. Upon log-on, if there are any updates available, they will be notified. They can choose to accept the updates or wait until later. Updates are automatically installed and do not require any additional configuration or changes by the administrator. Updates to the **Argos** server should be done in non-peak hours, but typically will not interfere with daily use of **Argos**; i.e. the server will not need to be powered off or recycled.



Legend:		Have access to
		Use Regularly
		One time Set-Up

Argos Operation	Administrator	Designer/DBA Group	Typical User	Execute Only User
Install the Argos server				
Configure data sources				
Create groups and users				
Create the functional tree for your environment				
Apply security to the tree				
Create a DataBlock				
Apply field and record level security to the DataBlocks				
Create a QuickView				
Create a formatted report from a DataBlock you have access to				
Create an Excel extract from a DataBlock you have access to				
Run a previously created QuickView you have access to				
Run a previously created Report you have access to				
Create a shortcut to a Report or QuickView you have access to				
Export a report to PDF that you have access to	