

**ILLINOIS HIGHER
EDUCATION
C E N T E R**for alcohol, other drug
& violence prevention**INSIDE**

**Polysubstance with
alcohol and frequency of
prescription drug/alcohol
polysubstance use - past
12 months (p.2)**

**Polysubstance use with
cannabis - past 12 months
(p.3)**

**Frequency of other drug
use - past 12 months (p.3)**

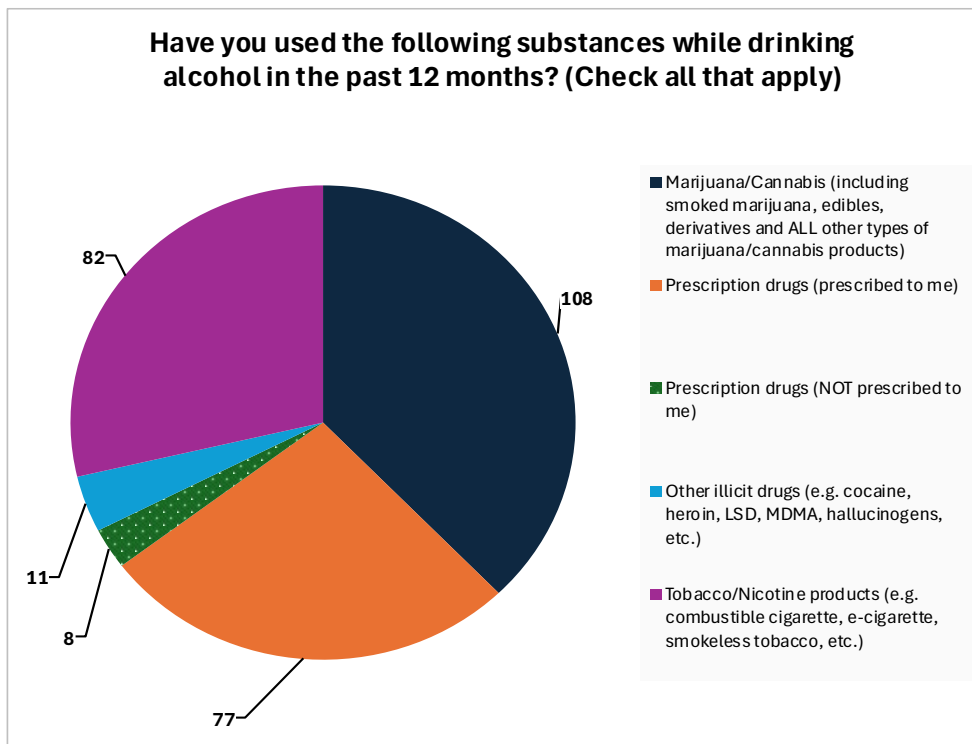
**Summary and Resources
(p.4)**

2024 IACSUB Survey Findings on Polysubstance and Other Drug Use in Higher Education

The Illinois Assessment of College Substance Use Behaviors (IACSUB) survey drew information from 705 participants spanning six colleges and universities across the State of Illinois. The purpose of the survey was to identify substance use behaviors among college students, such as frequency, location, and reasons for use. In this way stakeholders will be more able to identify substance use challenges in higher education and their related communities. Students were asked questions pertaining to alcohol, cannabis, and tobacco, as well as other drugs.

This brief will address the use of polysubstance and other drug use of Illinois college students. It will first examine what drugs are being used in combination with alcohol. Then it will look at the frequency of prescription drug and alcohol polysubstance use. Next, this brief will review data pertaining to what drugs students use when they are under the influence of cannabis. Lastly, the survey results relating to the frequency of use of other drugs will be examined.

Figure 5.1



What drugs have students used while drinking alcohol? (Past 12 months)

Participants in this part of the survey were asked if they used other drugs when they drank alcohol. The most common drugs selected were marijuana/cannabis, tobacco/nicotine, and prescription drugs receiving 108, 82, and 77 responses respectively.

Frequency of prescription drug and alcohol polysubstance use (past 12 months)

Of the total 48 students who responded to this question, 72.9% stated they had not mixed prescription drugs with alcohol ($n=35$).

Figure 5.2

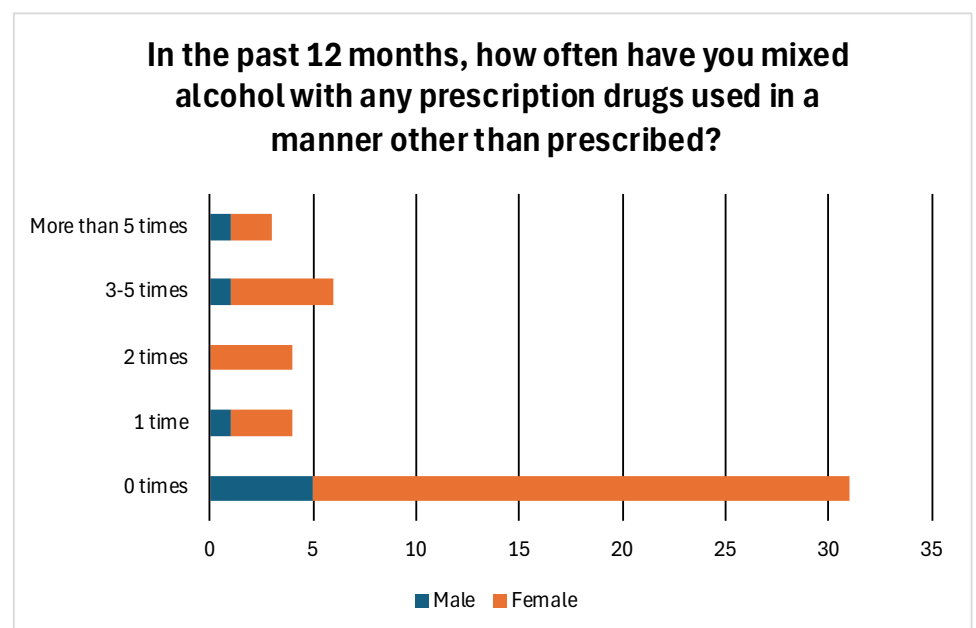
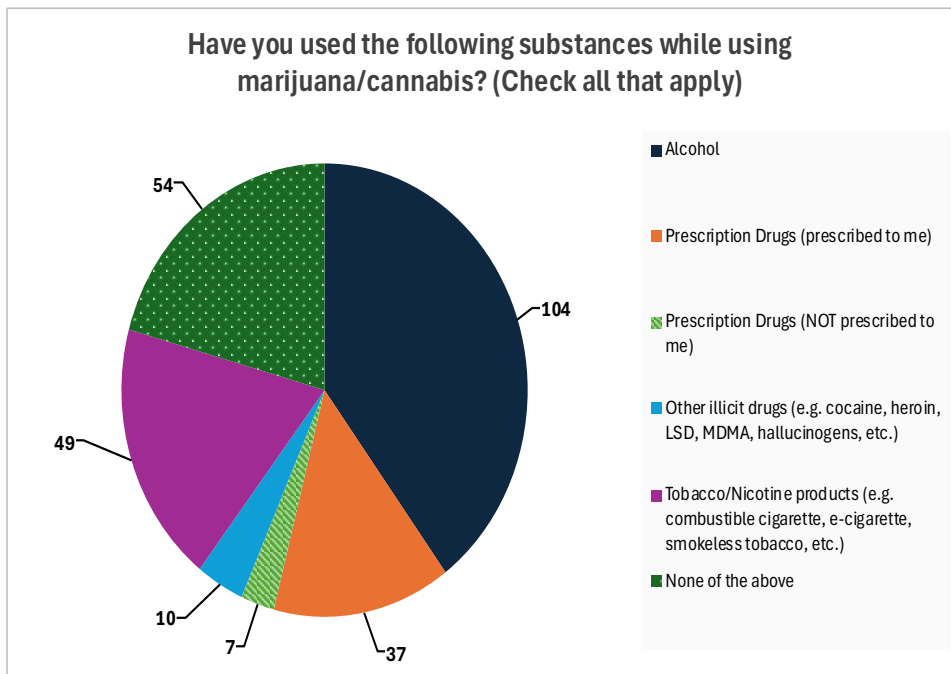


Figure 5.3



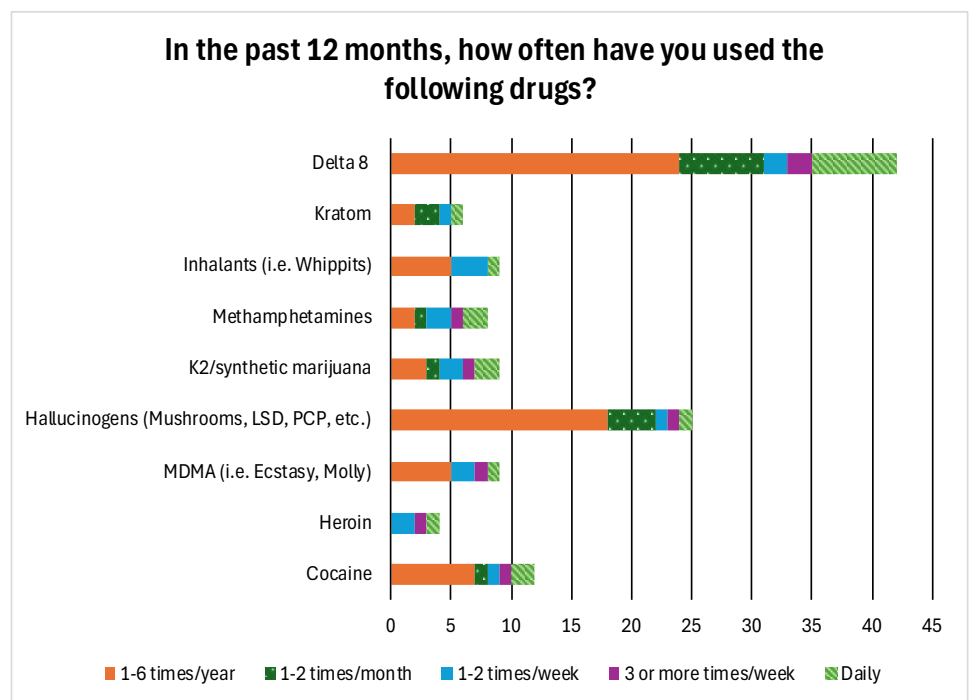
Polysubstance use with marijuana/cannabis

The substance that students used most frequently while already under the influence of marijuana is alcohol. A total of 104 respondents indicated combining alcohol and marijuana use.

Frequency of other drug use (past 12 months)

For this question, 642 students answered whether they used other drugs and if so, how frequently. Of the 5,778 total responses, 97% were "I did not use" ($n=5,606$). Figure 5.4 shows the remaining 124 responses organized by type of drug and frequency of use.

Figure 5.4



Summary

The IACSUB survey results explained in this brief indicate that the most common case of polysubstance use involving cannabis is alcohol and vice versa. The collected data also shows that more than two thirds of students do not misuse prescription drugs while drinking alcohol. Finally, the IACSUB survey saw that 97% of students do not use other drugs besides those discussed in volumes 1-4 of this series of briefs (cannabis, alcohol, tobacco, and prescription drugs).

Resources

[Illinois Higher Education Center \(2024\). Reprint of IACSUB Survey. Statewide AOD Survey, 1-78.](#)

How to cite this article:

Illinois Higher Education Center (2025). 2024 IACSUB Survey Findings on Polysubstance and Other Drug Use in Higher Education. *IACSUB Survey Findings*, 1 (5), 1-4.

Contact us via email at IHEC@eiu.edu

Report prepared 11/03/2025 by Dalton Piercey, Graduate Assistant and Oscar Sanchez, Graduate Assistant, data prepared by Annabelle Escamilla, Assistant Director. Published November 2025.

Funded in whole or in part by the Illinois Department of Human Services, Division of Behavioral Health and Recovery through a grant from the Substance Abuse and Mental Health Administration.