

Screen Sharing and Annotations in a Zoom Meeting



Julie Lockett, Director of Learning Innovation
Faculty Development and Innovation Center, EIU
October 28, 2020

Please note: This meeting will be recorded
and posted on the FDIC website.

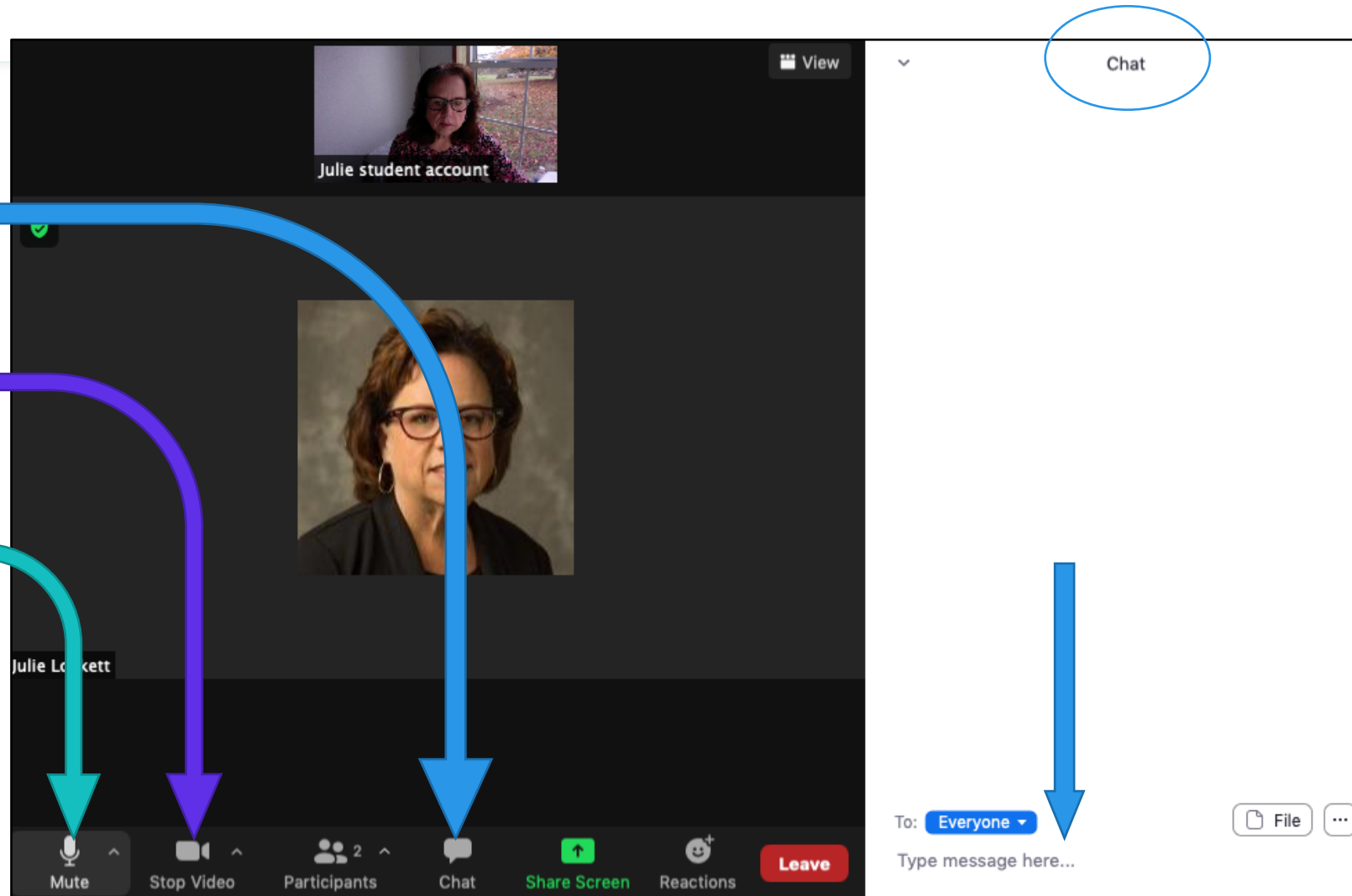
Housekeeping

Chat

Video

Mute

If toolbar
disappears, move
your mouse to
bring it back.



Agenda - Screen Sharing and Annotations in a Zoom Meeting

- Default settings
- Screen sharing options
- Sharing your screen or content
- Screen sharing a PowerPoint presentation
- Sharing a Whiteboard
- Using annotation tools on a shared screen or whiteboard
- Saving shared screens with annotations
- Allow Participants to Screen Share



Zoom License

1

As of October 1, 2020, all EIU faculty, staff, and students have a licensed Zoom account.

2

Licensed users can host meetings with unlimited minutes for up to 300 participants.

3

Schedule/host Zoom meetings from the EIU Zoom website, from the Zoom app, or through Outlook.

4

Zoom meetings can also be scheduled/hosted by the instructor in a course in D2L.

EIU Zoom Support Page – <http://www.eiu.edu/zoom>

EIU ZOOM

HOME	LOGIN TO ZOOM	ZOOM MEETINGS	ZOOM IN D2L	ADDITIONAL RESOURCES	SYNCHRONOUS TOOLS COMPARISON
------	---------------	---------------	-------------	----------------------	------------------------------



Zoom is a cloud-based video communications application that allows users to set up virtual video and audio conferencing, live chats, screen-sharing, and other collaborative capabilities. Zoom is accessible on a computer desktop or mobile device.

As of October 1, 2020, all EIU faculty, staff, and students have a licensed Zoom account.

Licensed users can host meetings with unlimited minutes for up to 300 participants.

EIU faculty, staff, and students can schedule/host Zoom meetings from the [EIU Zoom website](#), from the Zoom app, or through [Outlook](#). Zoom meetings can also be scheduled/hosted by the instructor in a course in [D2L](#).

Default settings for Screen Sharing & Annotations

Profile

Meetings

Webinars

Recordings

Settings

Account Profile

Reports

Screen sharing

Allow host and participants to share their screen or content during meetings

Who can share?

☒ Host Only

☐ All Participants

?

Who can start sharing when someone else is sharing?

☒ Host Only

☐ All Participants

?

Disable desktop/screen share for users

Disable desktop or screen share in a meeting and only allow sharing of selected applications.

Annotation

Allow host and participants to use annotation tools to add information to shared screens

☒ Allow saving of shared screens with annotations

☐ Only the user who is sharing can annotate

Whiteboard


Allow host and participants to share whiteboard during a meeting

☒ Allow saving of whiteboard content

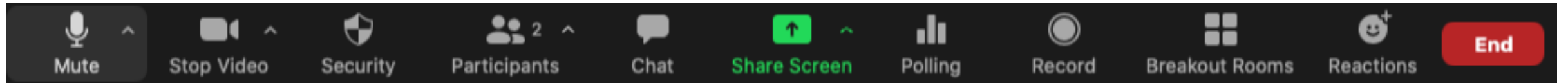
☐ Auto save whiteboard content when sharing is stopped

<http://eiu.zoom.us>

Menu Bar (Participant view)



Menu Bar (Host view)



Screen Sharing Options - Basic

Basic

Advanced

Files



Desktop 1




Whiteboard



iPhone/iPad via AirPlay



iPhone/iPad via Cable

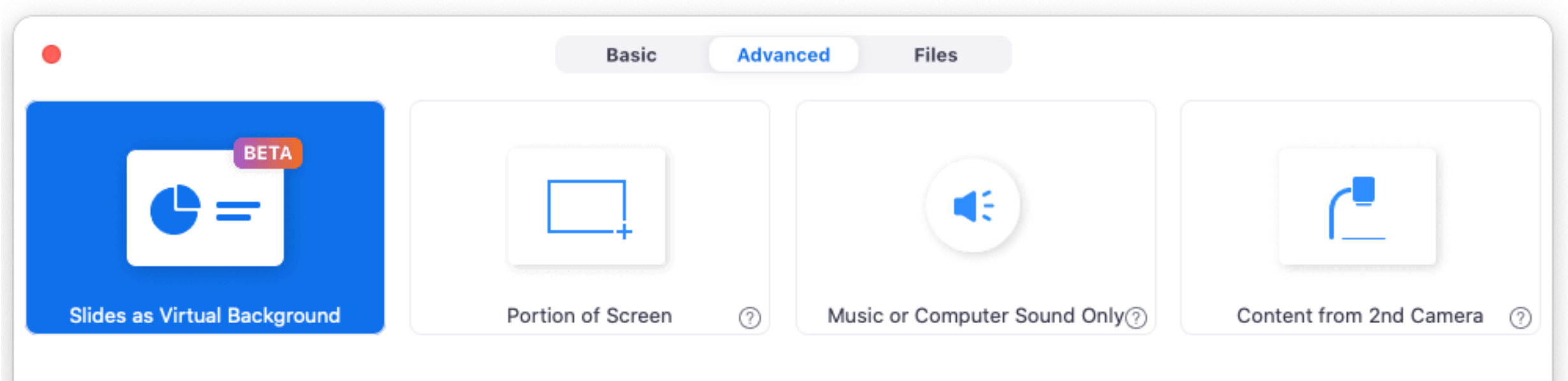


Microsoft PowerPoint - PowerPoint...




Google Chrome - My Settings - Zo...

Screen Sharing Options - Advanced



Screen Sharing Options - Files



Screen Sharing and Annotations in a Zoom Meeting



Meeting Best Practices

Before sharing, close all unnecessary windows, programs, and browser tabs



[This Photo](#) by Unknown Author is licensed under [CC BY-SA-NC](#)

Meeting Best Practices

Plan a rehearsal




[This Photo](#) by Unknown Author is licensed under [CC BY-SA](#)

Resource: Online Even Best Practices – A Zoom Success Guide

Meeting Best Practices

Bring a buddy to help you



[This Photo](#) by Unknown Author is licensed under [CC BY](#)

Resource: Online Even Best Practices – A Zoom Success Guide

Meeting Best Practices



[This Photo](#) by Unknown Author is licensed under [CC BY-NC](#)

Avoid death by PowerPoint

Resource: Online Even Best Practices – A Zoom Success Guide

Q & A



[This Photo](#) by Unknown Author is licensed under [CC BY-SA-NC](#)

What are your questions?

Support for Zoom

- Zoom support page: <http://www.eiu.edu/zoom>
- For technical support,
 - Call 217-581-HELP (4357),
 - email support@eiu.edu, or
 - contact the Instructional Support Specialist (ISS) for your department.