

CASL Executive Summary for the College of Arts & Humanities' Graduate Programs AY11

Complete reports available for review at <http://www.eiu.edu/~assess/assessdata.php>

Department	Graduate Learning Goals Adopted ¹	Dept. Plans' Learning Objectives ²	Dept. Plans' Assessment Measures	Dept. Plans' Expectations	Dept. Plans' Results	Dept. Plans' Feedback Loop
Rating Scale	4 goals ³	Levels 1-3: 3 is most mature	Levels 1-3: 3 is most mature	Levels 1-3: 3 is most mature	Levels 1-3: 3 is most mature	Levels 1-3: 3 is most mature
Art	Knowledge, CT, Communication, Scholarship	Level 2	Level 2-3	Level 2	Level 2-3	Level 2-3
Communication Studies	Knowledge, Communication, Scholarship	Level 2	Level 2	Level 3	Level 2-3	Level 2
English	Knowledge, CT, Communication, Scholarship	Level 3	Level 3	Level 2	Level 3	Level 3
History—M.A. or M.A. His. Admin.	Knowledge, CT, Communication, Scholarship	Level 3	M.A.--Level 2 HA—Level 2-3	M.A.—Level 2 HA—Level 3	Level 2	M.A.—Level 2 HA—Level 3
Music	Knowledge, CT, Communication, Scholarship	Level 3	Level 2	Level 2	Level 2	Level 2
College Average	100% Knowledge 83% CT & PS 100% Communication 100% Scholarship	33% Level 2 67% Level 3	83% Level 2 17% Level 3	50% Level 2 50% Level 3	67% Level 2 33% Level 3	50% Level 2 50% Level 3
University Average	100% Knowledge 93% CT & PS 100% Communication 100% Scholarship	14% Level 2 86% Level 3	4% Level 1 46% Level 2 50% Level 3	7% Level 1 39% Level 2 54% Level 3	4% Level 1 50% Level 2 46% Level 3	32% Level 2 68% Level 3

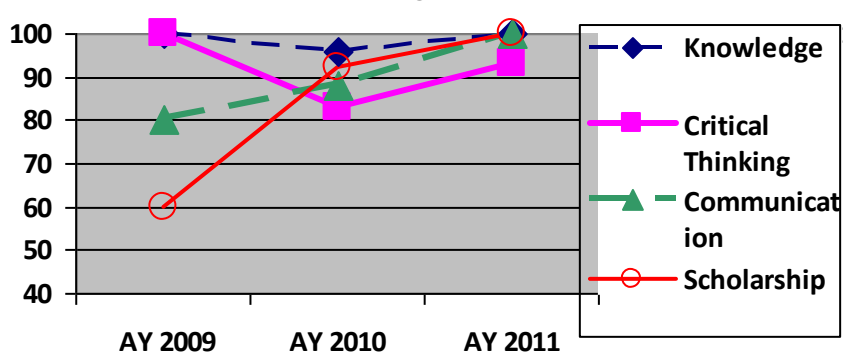
² Levels refer to all plans in the department submitted by July 25, 2011 unless otherwise designated and reference the primary trait analysis for departmental assessment.

³ The graduate learning goals include: a depth of content knowledge, critical thinking and problem solving, advanced scholarship through research or creative activity, and oral and written communication skills.

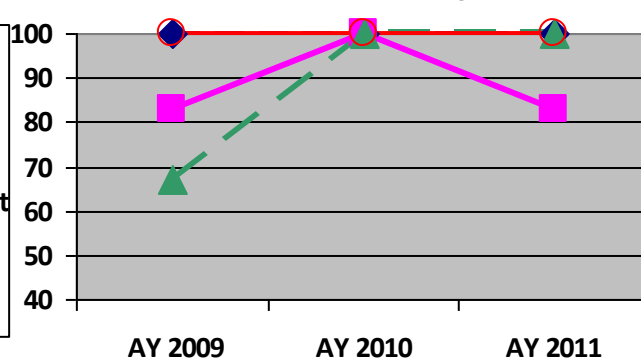
2009-2011 Graduate Programs in the College Arts & Humanities' Trends

Complete reports available at <http://www.eiu.edu/~assess/assessdata.php>

Percentage of EIU Graduate Programs Adopting Graduate Learning Goals

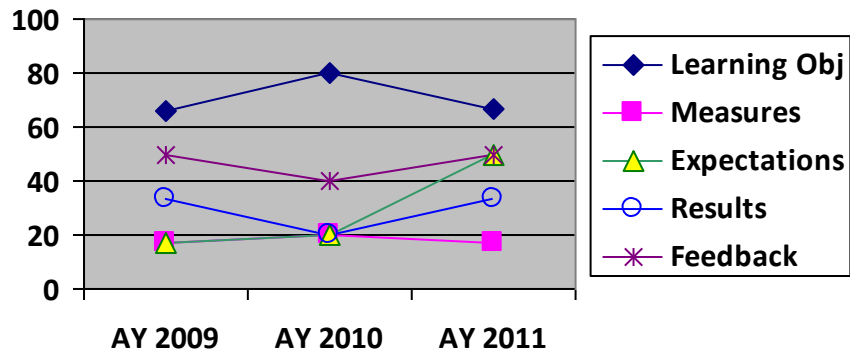


Percentage of A&H Graduate Programs Adopting Graduate Learning Goals



Number of Graduate Learning Goals Adopted by A&H Programs			
	AY 2009	AY 2010	AY 2011
Art	3	4	4
Communication Studies	2	No Report	3
English	4	4	4
History—M.A.	4	4	4
History— M.A. His. Admin.	4	4	4
Music	4	4	4

Percentage of Aspects of A&H's Graduate Program Assessment Plans Rated as 3 (Mature)



- Spring 2005- University graduate learning goals developed. Currently most graduate programs adopting all four graduate learning goals
- 2005 NCA visitors stated that the departmental assessment plans appear uneven in their collection and use of relevant data to support student learning. Self-study for 2015 NCA visit will begin in 2012
 - EIU Graduate Programs Summer 2006 - 48% were at level 3 with objectives, 24% with measures, 17% with expectations, 3% with results, 21% with the feedback loop
 - EIU Graduate Programs Summer 2011- 86% were at level 3 with objectives, 50% with measures, 54% with expectations, 46% with results, 68% with the feedback loop
- Components of all plans in A&H rated as a 2 or 3, however A&H grad programs behind university average for percentage at level 3 for objectives, measures, results and feedback
 - Results is the most critical category—are they being gathered and used—and that is one where few programs are at the highest level
 - Lack of increase in percentage of assessment plan components rated as mature, however levels will vary from year to year as programs revise their curricula and/or assessment plans