

# Career Services Annual Report

Fiscal Year 2022



EASTERN ILLINOIS UNIVERSITY™

## UNDERGRADUATE CAREER OUTCOMES

MAJOR	Employed FT, PT, Military or Volunteer	Continuing Education	Still Seeking Or Unemployed	Not Seeking	Grand Total	Career Outcome Rate
Accounting	11	1	2		14	86%
ART: Graphic Design	2		1		3	67%
ART: Studio Art	4		1		5	80%
ART: Teacher Education	2		1		3	67%
Athletic Training	4	1	1		5	80%
BIO: Environmental Biology	2				2	100%
Biochemistry	1				1	100%
Biological Science	17	7	3		20	85%
Business Analytics & Information Systems	1				1	100%
Business Administration	9		1		10	90%
Chemistry			1		1	0%
Clinical Laboratory Science	1				1	100%
CMN: Communications in Organizations	8		1		9	89%
CMN: Corporate Communications	3				3	100%
CMN: Interpersonal	1	1	1		2	50%
Communication Disorders & Sciences	4	3	1	1	6	67%
Computer and Information Technology	6				6	100%
Computer Sciences	5	2	1		6	83%
Construction Management	5				5	100%
Criminology/Criminal Justice	20	4	1		21	95%
CTE: Business Education	2				2	100%
CTE: FCS Education	3				3	100%
Digital Media Technology	2		2		4	50%
Early Childhood Education	23				23	100%
Economics	1				1	100%
Elementary Education	40	1	1		41	98%
Engineering Technology	3				3	100%
ENG: Language Arts Teacher Education	7				7	100
English	7			1	8	88
Enviro/Physical Geo	4		1		5	80
Exercise Science: Pre-Occupational Therapy	1	1			1	100
Exercise Science: Pre Physical Therapy	4	2	1		5	80
Exercise Science	10	2			10	100
Fashion Merchandising	1		1		2	50
FCS: Family Services	3				3	100%

## UNDERGRADUATE CAREER OUTCOMES

MAJOR	Employed FT, PT, Military or Volunteer	Continuing Education	Still Seeking Or Unemployed	Not Seeking	Grand Total	Career Outcome Rate
FCS: Fashion Merchandising and Design	1				1	100%
Finance	12		4		16	75%
General Studies	30	5			40	100%
Geology	1		1		2	50%
Health Administration	2				2	100%
HIS: Teacher Education	9				9	100%
History	4		1		5	80%
Hospitality Management	2				2	100%
Human Services	7	1	2		10	80%
Interdisciplinary Studies	2				2	100%
JOU: Sports Media	1				1	100%
Journalism	2	1	1		4	75%
Kinesiology, Sport and Recreation	2		1		3	67%
KSR: Teacher Licensure	7				7	100%
KSS: Teacher Education	5				5	100%
Management	9	2	4		15	73%
Management Information Systems	2				2	100%
Marketing	15	1	3		19	84%
MAT: Teacher Education	3				3	100%
Middle Level Education	3				3	100%
MUS: Teacher Education	8	1			9	100%
Music	3		1		4	75%
Neuroscience	1		1		2	50%
Nursing	24				24	100%
Nutrition & Dietetics	0		1		1	0%
Organizational Development	24	1	4		29	86%
Philosophy	2				2	100%
Political Science	4	5	1		10	90%
Psychology	38	15	7		60	88%
PUBH: Community Health	2	1			3	100%
PUBH: Emergency Management	2				2	100%
Public Relations	15		1		16	94%
REC: Therapeutic	1				1	100%
Recreation Administration	1				1	100%
Science with Teacher Licensure	2				2	100%
Sociology	6	6			12	100%
Sports Management	4	1			5	100%
Television & Video Production	3		3		6	50%
Theatre	1		2		3	33%
WLC: French & Francophone Studies	0	1			1	100%
WLC: German Studies	1				1	100%
WLC: Spanish & Hispanic Studies	4	1	1		6	83%
TOTALS	462	67	62	2	593	89%

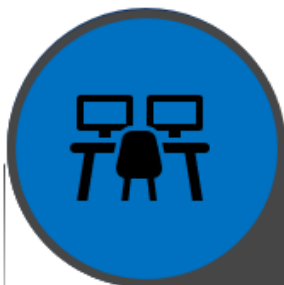
# GRADUATE CAREER OUTCOMES

MAJOR	Employed FT, PT, Military or Volunteer	Continuing Education	Still Seeking Or Unemployed	Not Seeking	Grand Total	Career Outcome Rate
Aging Studies	5	2		1	8	88%
Art	5	11	2		18	89%
ART: Art Education	9				9	100%
ART: Community	1			1	2	50%
Bio Sci: Non-Thesis	3	1	1		5	80%
Bio Sci: Thesis	4	6			10	100%
Biological Science	0	3			3	100%
Business Administration	24	8	1		33	97%
Chemistry	0		1		1	0%
CI: Curriculum Development	15	4			19	100%
CI: English as Second Lang	3	1			4	100%
CI: Middle Grades	1				1	100%
CI: Reading Instruction	16				16	100%
Clinical Psychology	3	1			4	100%
College Student Affairs	10				10	100%
Communication Disorders & Sciences	16	5			21	100%
Communication Studies	7	9			16	100%
Counseling	18	9	1		28	96%
Cybersecurity	6	4	2		12	83%
Economics	2		1		3	67%
Educational Leadership	39	1			40	100%
English	9	6		1	16	94%
Exercise Physiology	1	12			13	100%
Geographic Information	1				1	100%
Health Promotion	1				1	100%
Higher Education & Community College	6				6	100%
History	5	1	1		7	86%
Human Services	12	10			22	100%
MAT: Secondary Education	1				1	100%
MBA: Applied Management	9	2			11	100%
Music	0	2			2	100%
Nutrition/Diet: Dietetic	10	3	1		14	93%
Nutrition/Diet: Nutrition	2	3			5	100%
Nutrition & Dietetics	0	1			1	100%
Option in Music Education	5	1			6	100%
Political Science	2	2			4	100%
Public Admin/Public Policy	9	4	1		14	93%
School Psychology	6	2			8	100%
Special Education	10	2			12	100%
Sports Administration	9	8	1		18	94%
STG: Energy Management	1	1			2	100%
Sustainability	0		1		1	0%
Sustainability Energy	1				1	100%
Talent Development	5	3			8	100%
Technology	30	8	5		43	88%
TOTALS	324	138	19	3	484	95%


# 2022 CAREER OUTCOMES

# 91.2%

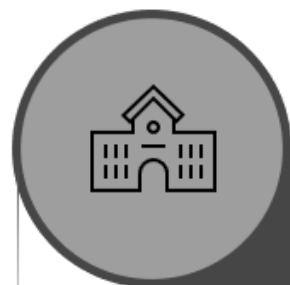
SECURED POST-GRAD  
PLANS BY DECEMBER  
31, 2022



**71%**  
WORKING  
FT/PT  
Employment



**1%**  
MILITARY OR  
VOLUNTEER



**15%**  
CONTINUING  
EDUCATION

**304**

- Unique Employers & Schools recruiting for Internships and Jobs

**1015**

- Student & Alumni touchpoints throughout the FY22 school year

**848**

- Scheduled Appointments with Career Center Staff