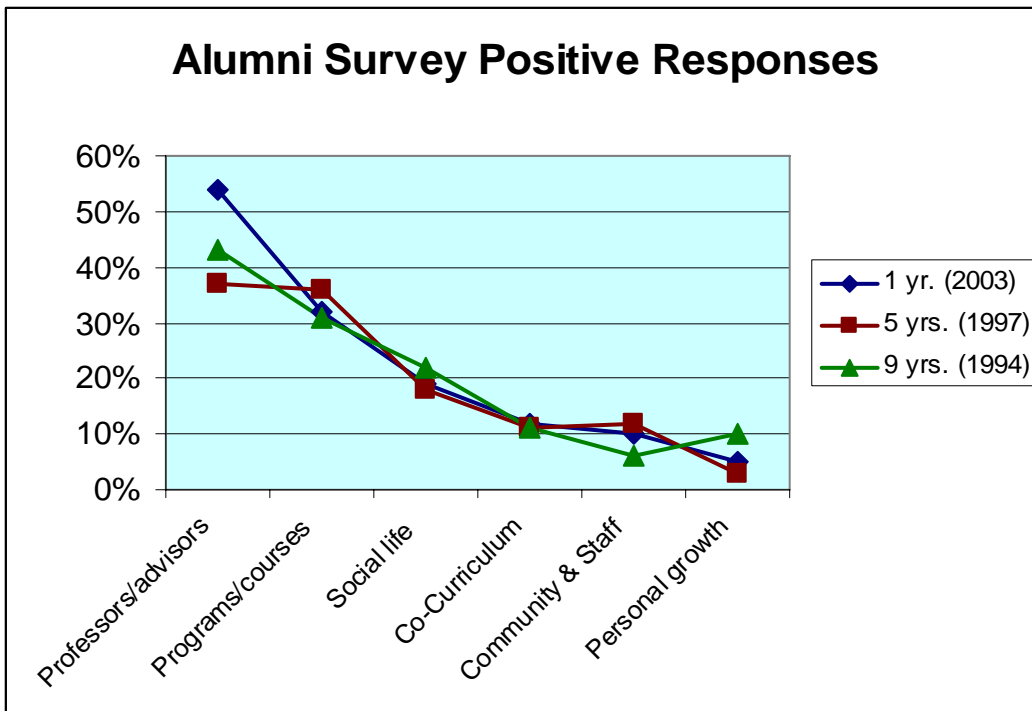


Comparisons of Qualitative Data from the Alumni Surveys 2002-2004

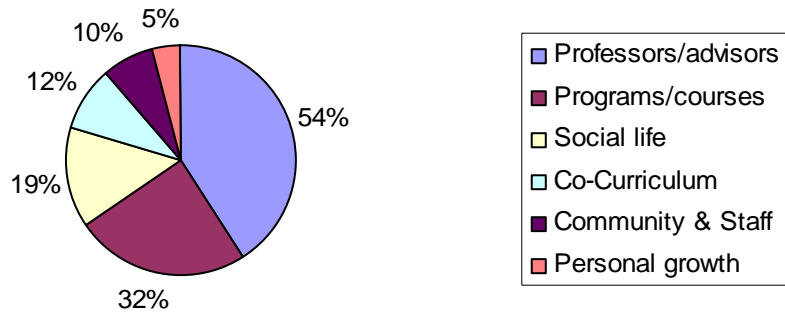
The following table illustrates the comment categories from the question, *What had the most positive impact on you during your time at Eastern?*

Topics	1 Year Out 2003 Graduates (2004 survey)	5 Years Out 1997 Graduates (2002 survey)	9 Years Out 1994 Graduates (2003 survey)
Professors/advisors	54%	37%	43%
Programs/courses	32%	36%	31%
Social life	19%	18%	22%
Co-curriculum	12%	11%	11%
Community & staff	10%	12%	6%
Personal growth	5%	3%	10%

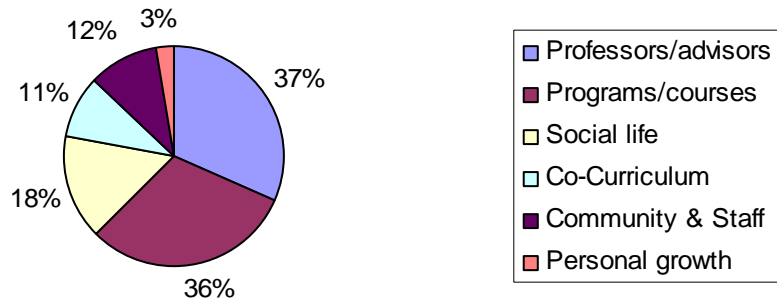


Positive Comments by Year

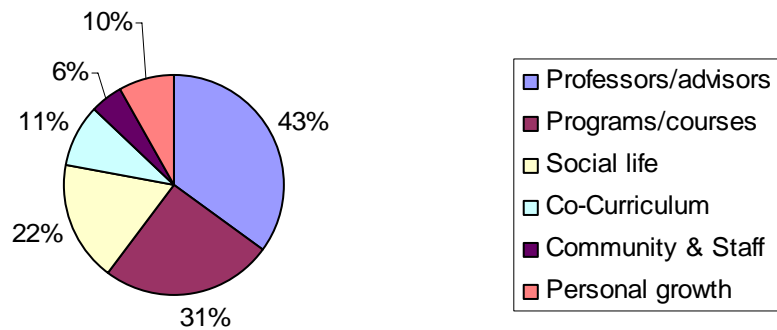
One Year Out Alumni Survey Positive Comments (2003 Graduates)



Five Years Out Alumni Survey Positive Comments (1997 Graduates)

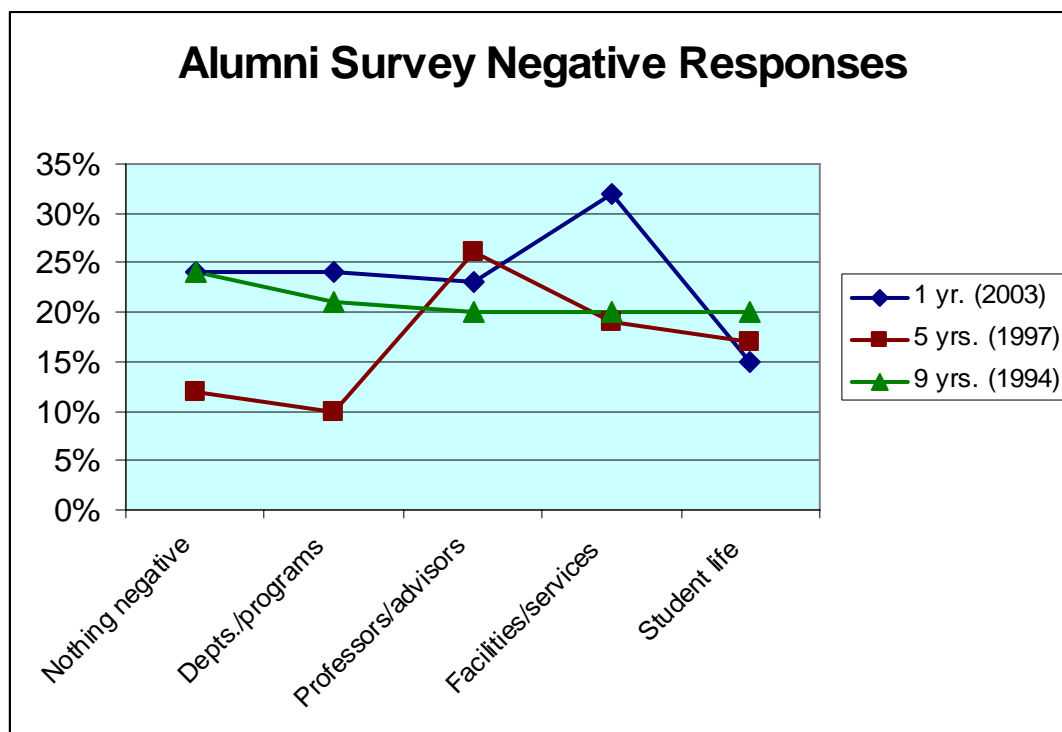


Nine Years Out Alumni Survey Positive Comments (1994 Graduates)



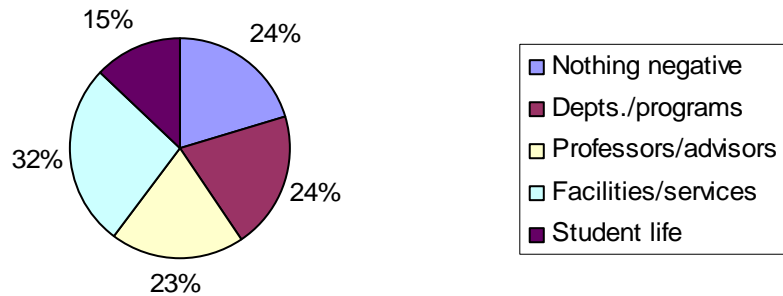
The following table illustrates the comment categories from the question, *What had the most negative impact on you during your time at Eastern?*

Topics	1 Year Out 2003 Graduates (2004 survey)	5 Years Out 1997 Graduates (2002 survey)	9 Years Out 1994 Graduates (2003 survey)
Nothing negative	24%	12%	24%
Depts./Programs	24%	10%	21%
Professors/advisors	23%	26%	20%
Facilities/services	32%	19%	20%
Student Life	15%	17%	20%

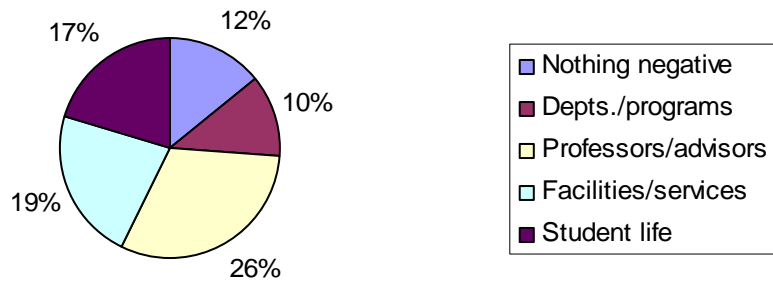


Negative Comments by Year

One Year Out Alumni Survey Negative Comments (2003 Graduates)



Five Years Out Alumni Survey Negative Comments (1997 Graduates)



Nine Years Out Alumni Survey Negative Comments (1997 Graduates)

