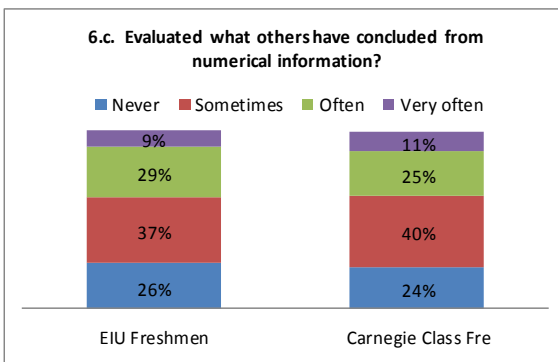
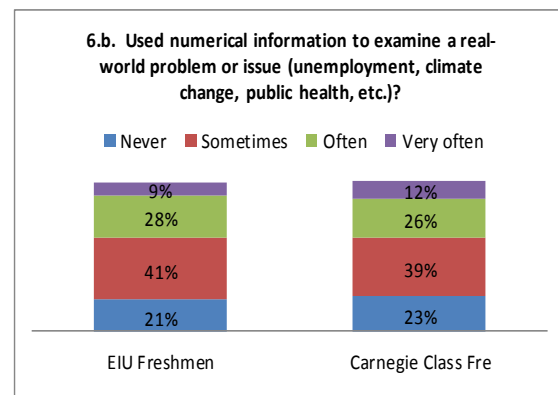
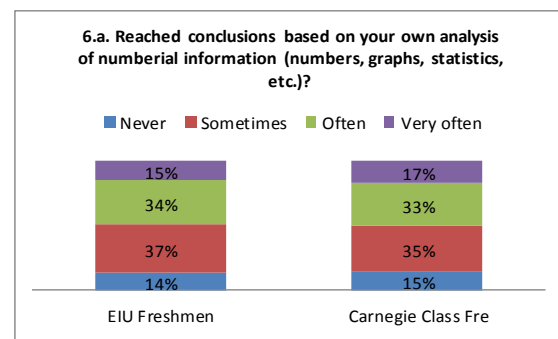


2014 Quantitative Reasoning Data Executive Summary

The QR committee has collected resources to aid instructors in incorporating QR into their courses: <http://www.eiu.edu/>

The new Quantitative Reasoning (QR) goal has just recently been adopted and implemented into departmental assessment plans. Nevertheless, a number of departments were early adopters, with 5% in CAH, 20% in LCBAS, 12% in CEPS, and 18% in COS (Mean for the University = 14%) already reporting data on the Quantitative Reasoning Goal. For example, to assess this skill, Biology is using its Capstone course, which requires analyzing data sets generated via experimentation. Recreation Administration students will need to evaluate quantitative material related to the operations and strategic management/administration in parks, recreation, tourism and/or related professions. Special Education requires that Majors demonstrate the ability to collect and use data for purposes of instructional planning, which results in the generation of a Functional Behavior Assessment. Finally, in FCS 3300, students record and analyze personal expenditures for one month and then classify and calculate the percentage of monthly expenditures in each product categories.



- At the University-level, one assessment is already in place to provide data on student Quantitative Reasoning skills. These charts depict data from the NSSE survey that was administered in AY13 to 199 freshman and 381 seniors.
- Approximately half of EIU freshmen and seniors indicate they have reached conclusions based on their own analysis of numerical information often or very often (see 6a); approximately a third of EIU freshmen and seniors have done this sometimes.
- Seven percent more EIU seniors (44%) than EIU freshmen (37%) indicate that within their coursework they have used numerical information to examine real-world problems (see 6b). These percentages are within 3% of our competitor schools and 1% of all freshmen and seniors. Approximately 20% of each level indicate never doing this in classes.
- Thirty-eight percent of EIU freshmen and 43% of EIU seniors replied that they had often or very often evaluated what others have concluded from numerical information (see 6c); again, these percentages are comparable to students at other NSSE institutions. Twenty-six percent of EIU freshmen and 21% of EIU seniors indicate they have never done
- Conclusions: Some departments are already assessing the QR Goal shortly after adoption at EIU. NESSE data suggest that both freshman and seniors are being asked to use QR in their courses at a rate similar to other schools. However, the need remains to directly assess student QR skills. To that end, the upcoming CLA administration will include QR. In addition, departments are already identifying discipline-specific assessment methods.

