

Eastern Illinois University



Charleston, IL • (217) 581-5000

<http://www.eiu.edu>

Eastern Illinois University is a comprehensive institution, fully accredited by the Higher Learning Commission of the North Central Association. The university is located on 320 beautifully landscaped acres in Charleston, Ill. Eastern provides the total education experience, while maintaining those personal relationships that its students expect and value. Offering 44 baccalaureate and 23 master's degrees, Eastern enrolls more than 12,000 students in undergraduate and graduate programs. Small class sizes allow close individual attention and guidance by faculty known for their excellence in teaching, research, creative activity and service. During its 110-year history, Eastern has enriched the lives of generations of students and established a lasting reputation for excellence. The university's reputation reflects its mission to provide superior, yet accessible undergraduate and graduate education in the arts, sciences, humanities and professions.

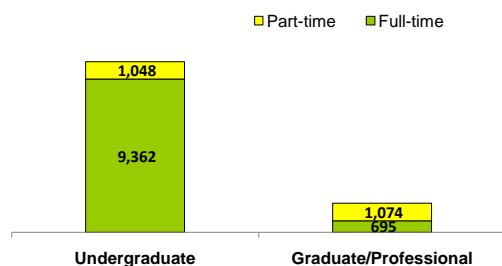
Student Characteristics (Fall 2007)

[More](#)

TOTAL NUMBER OF STUDENTS

12,179

Student Level and Enrollment Status



Undergraduate Success and Progress Rate

[More](#)

Data used to build graph and table are not yet available

UNDERGRADUATE PROFILE

Total

10,410

Gender

Women	6,051	58%
Men	4,359	42%

Race/Ethnicity

African American / Black	911	9%
American Indian / Alaskan Native	40	0%
Asian / Pacific Islander	124	1%
Hispanic	273	3%
International	53	1%
White	8,367	80%
Race/Ethnicity Unknown	642	6%

Geographic Distribution (Degree-Seeking)

Illinois	97%
Other US States & Territories	2%
Other Countries	1%

Age (Degree-Seeking)

Average Age	22
Percent of Undergraduates Age 25 or Older	12%

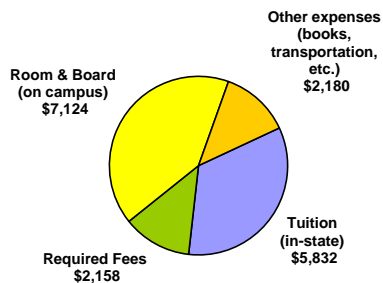
Retention of Fall 2006 First-Time, Full-time Students



College Portrait
of Undergraduate Education

Voluntary System of Accountability

One of the strengths of U.S. higher education is the broad range of diverse institutions, each with its own distinctive mission. We encourage you to check out college web sites and visit campuses to get a more complete picture of the opportunities available to you!

Costs of Attendance and Financial Aid[More](#)**Typical Undergraduate Costs per Year Without Financial Aid for Full-Time, In-State Students (2007-08)****Total: \$17,294**[CLICK HERE](#) for typical out-of-state costs and any discipline-specific tuition

The cost to attend varies based on the individual circumstances of students and may be reduced through grants and scholarships.

CLICK HERE
To get a cost estimate for students like you!

Financial Aid Awarded to Undergraduates (Fall 2006)**Overall Financial Aid**

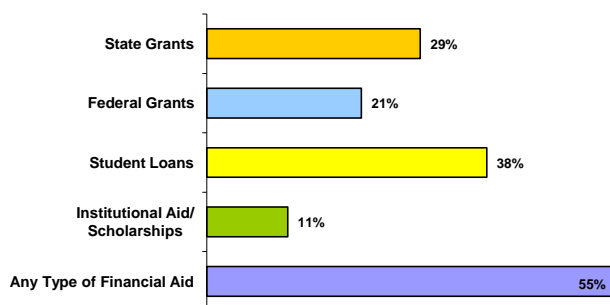
- 55% of Fall 2006 full-time undergraduates received financial aid of some type including need-based loans, work study, and non need-based scholarships.

Annual Need-Based Scholarships & Grants

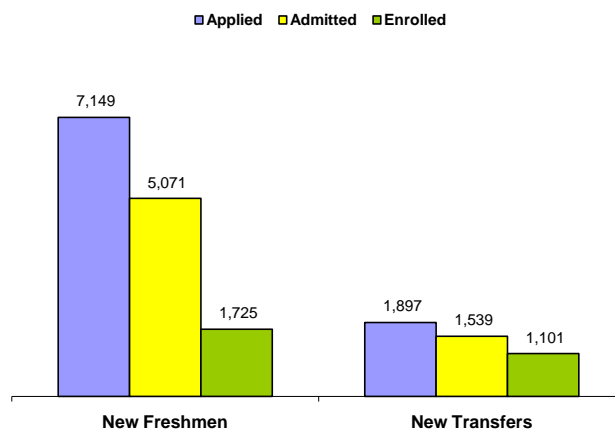
- 24% of Fall 2006 full-time undergraduates received need-based grants or scholarships; the average award for the year was \$3,072.

Annual Need-Based Loans

- 35% of Fall 2006 full-time undergraduates received need-based work-study and/or loans (not including parent loans); the average loan for the year was \$3,177.

Percent of Fall 2006 First-Time Students Receiving Each Type of Financial Aid

NOTE: Student may receive aid from more than one source.

Undergraduate Admissions[More](#)**Academic Preparation of New Freshmen****Test(s) Required for Admission: ACT or SAT****Middle 50% of Test Score Range**

	ACT	SAT
Composite	19-23	
Math	18-23	-
English	19-24	
Critical Reading		-

50% of admitted students have test scores within the ranges listed, 25% have scores above, and 25% have scores below.

Percent in top 25% of High School Graduating Class	29%
Percent in top 50% of High School Graduating Class	64%
Average High School GPA (4-point scale)	3.43

Degrees and Areas of Study[More](#)**Degrees Awarded at EIU in 2006-07**

Bachelor's	2,259
Master's	577
Total	2,836

Areas of Study with the Largest Number of Undergraduate Degrees Awarded in 2006-07

Education	26%
Business	13%
English	10%
Liberal Arts/General Studies	8%
Social Sciences	7%
All other degree areas	36%
Total	100%

[CLICK HERE](#) for a list of undergraduate and graduate programs

The EIU Community

Eastern is committed to the development and growth of the whole student through a comprehensive network of high quality professional services and programs which facilitate formal, informal, and collaborative learning. We strive to create a healthy and responsive community in which students learn to work together, develop relationships, broaden concerns for the welfare of others, and appreciate individual differences. Students are encouraged to balance their freedom with their responsibilities as they cultivate values of diversity, leadership and citizenship.

**Academics
Majors &
Minors**

**Housing &
Dining**

**Cost to Attend
EIU**

Admissions

Financial Aid

Campus Life

EIU at a Glance

Parents Page

**Request More
Information**

Study at EIU [More](#)

Classroom Environment

Students per Faculty	15 to 1
Undergraduate classes with fewer than 30 students	72%
Undergraduate classes with fewer than 50 students	96%

Full-Time Instructional Faculty

Total Faculty	660
% Women	46%
% from Minority Groups	10%
% with Highest Degree in Field	66%

Carnegie Classification of Institutional Characteristics [More](#)

Basic Type

Master's Colleges and Universities (larger programs)

Size and Setting

Large four-year, primarily residential

Enrollment Profile

Very high undergraduate

Undergraduate Profile

Full-time four-year, selective, higher transfer-in

Undergraduate Instructional Program

Balanced arts & sciences/professions, some graduate coexistence

Graduate Instructional Program

Postbaccalaureate comprehensive

Student Housing [More](#)

97% of new freshmen live on campus

42% of all undergraduates live on campus

Campus Safety [More](#)

Eastern Illinois University is concerned about the safety and welfare of all campus members and guests. Because no community, including a campus community, is free from all crime, Eastern Illinois University has developed policies and procedures that are designed to ensure that appropriate measures are taken to protect persons and property on campus. The Eastern Illinois University Police Department, located at the corner of 7th and Grant, provides service and protection to the campus community 24 hours a day, 365 days a year.

[CLICK HERE](#) for Campus Crime Statistics report.

Future Plans of Bachelor's Degree Recipients

Data used to build graph are not yet available

NOTE: Institutional classifications based on the Carnegie 2005 edition.

[CLICK HERE](#) for more information on Carnegie Classifications.

Student Experiences and Perceptions

Students who are actively involved in their own learning and development are more likely to be successful in college. Colleges and universities offer students a wide variety of opportunities both inside and outside the classroom to become engaged with new ideas, people, and experiences. Institutions measure the effectiveness of these opportunities in a variety of ways to better understand what types of activities and programs students find the most helpful.

[CLICK HERE](#) for examples of how EIU evaluates the experiences of its students.

In addition, institutions participating in the VSA program measure student involvement on campus using one of four national surveys.

Results from the survey are not yet available.

Student Learning Outcomes

All colleges and universities use multiple approaches to measure student learning. Many of these are specific to particular disciplines, many are coordinated with accrediting agencies, and many are based on outcomes after students have graduated. In addition, those institutions participating in the VSA measure increases in critical thinking, analytic reasoning, and written communication using one of three tests.

Student Learning Assessment at EIU

Because EIU is committed to excellence in teaching and learning, it has a long history in formalized assessment that allows it to demonstrate strengths, identify concerns, enhance academic programs and, most importantly, improve student learning.

In support of this commitment, EIU has established four university-wide goals for student learning.

EIU graduates must demonstrate the ability to: 1. Write effectively; 2. Speak effectively; 3. Think critically; 4. Function as responsible global citizens

As part of the VSA project, Eastern will participate in the pilot project to measure core learning outcomes based on these goals. The results of that assessment will be posted below once they are available. In the meantime, note these highlights from our 2004-07 Undergraduate Student Surveys (N=7366):

90% indicated that the courses they took at EIU challenged them to do their best work.

91% indicated that money spent on their education at EIU was a good investment.

93% indicated that their overall experience at EIU has been positive.

90% indicated that they would recommend EIU to others.

[CLICK HERE](#) for examples of student learning assessment and outcomes at EIU

Pilot Project to Measure Core Learning Outcomes

Results from the pilot project using one of the three learning outcomes tests are not yet available.