

EASTERN ILLINOIS UNIVERSITY
ALUMNI ASSOCIATION, INC.
(A COMPONENT UNIT OF EASTERN ILLINOIS UNIVERSITY)
FINANCIAL STATEMENTS
FOR THE YEARS ENDED JUNE 30, 2016 AND 2015
AND
INDEPENDENT AUDITOR'S REPORT

EASTERN ILLINOIS UNIVERSITY
ALUMNI ASSOCIATION, INC.

FINANCIAL STATEMENTS

Years Ended June 30, 2016 and 2015

TABLE OF CONTENTS

	<u>Page</u>
Table of Contents	1
Alumni Association Officials	2
Auditor's Reports	
Independent Auditor's Report	3-4
Independent Auditor's Report on Internal Control Over Financial Reporting and on Compliance and Other Matters Based on an Audit of Financial Statements Performed in Accordance with <i>Government Auditing Standards</i>	5-6
Management's Discussion and Analysis	7-12
Financial Statements	
Statements of Net Position	13
Statements of Revenues, Expenses and Changes in Net Position	14
Statements of Cash Flows	15-16
Notes to Financial Statements	17-24

EASTERN ILLINOIS UNIVERSITY
ALUMNI ASSOCIATION, INC.

ALUMNI ASSOCIATION OFFICIALS

June 30, 2016

The Alumni Association Board of Directors include:

Mr. Tom DuBois, President	Ms. Mary Beth Huffmann
Mr. Terry Prillaman, Vice President	Ms. Michelle Ochs
Mr. Christopher Swing, Secretary-Treasurer	Mr. Nick Owens
Mr. Ken Baker	Ms. Peggy Stankoven
Mr. Gary Ballinger	Ms. Julie Sterling
Mr. Mike Carter	Ms. Bonita Tillman
Mr. Ron Deedrick	Mr. Kenneth Spells
Mr. Matt Ewald	Mr. Alan Zuber
Ms. Chelsey Gerstencker	

Ms. Sylvia Nichols, EIU Foundation Member Ex-Officio

The Executive Director of the Alumni Association is Mr. Steve Rich.

Eastern Illinois University personnel who provide significant administrative support to the Alumni Association include:

Ms. Tami Babbs	Assistant Comptroller
Ms. Christy Turner	Assistant Director, Alumni Services

Alumni Association office is located at:

Brainard House
1548 Fourth Street
Charleston, IL 61920

DOEHRING, WINDERS & CO. LLP
Certified Public Accountants
1601 LAFAYETTE AVENUE
MATTOON, ILLINOIS 61938

INDEPENDENT AUDITOR'S REPORT

Board of Directors
Eastern Illinois University Alumni Association, Inc.
Charleston, Illinois

Report on the Financial Statements

We have audited the accompanying financial statements of the business-type activities of Eastern Illinois University Alumni Association, Inc. (the Association), a component unit of the State of Illinois and Eastern Illinois University, as of and for the years ended June 30, 2016 and 2015, and the related notes to the financial statements, which collectively comprise the Association's basic financial statements as listed in the table of contents.

Management's Responsibility for the Financial Statements

Management is responsible for the preparation and fair presentation of these financial statements in accordance with accounting principles generally accepted in the United States of America; this includes the design, implementation, and maintenance of internal control relevant to the preparation and fair presentation of financial statements that are free from material misstatement, whether due to fraud or error.

Auditor's Responsibility

Our responsibility is to express an opinion on these financial statements based on our audits. We conducted our audits in accordance with auditing standards generally accepted in the United States of America and the standards applicable to financial audits contained in *Government Auditing Standards*, issued by the Comptroller General of the United States. Those standards require that we plan and perform the audit to obtain reasonable assurance about whether the financial statements are free from material misstatement.

An audit involves performing procedures to obtain audit evidence about the amounts and disclosures in the financial statements. The procedures selected depend on the auditor's judgment, including the assessment of the risk of material misstatement of the financial statements, whether due to fraud or error. In making those risk assessments, the auditor considers internal control relevant to the entity's preparation and fair presentation of the financial statements in order to design audit procedures that are appropriate in the circumstances, but not for the purpose of expressing an opinion on the effectiveness of the entity's internal control. Accordingly, we express no such opinion. An audit also includes evaluating the appropriateness of accounting policies used and the reasonableness of significant accounting estimates made by management, as well as evaluating the overall presentation of the financial statements.

We believe that the audit evidence we have obtained is sufficient and appropriate to provide a basis for our audit opinion.

Opinion

In our opinion, the financial statements referred to above present fairly, in all material respects, the respective financial position of the business-type activities of Eastern Illinois University Alumni Association, Inc. as of June 30, 2016 and 2015, and the respective changes in financial position, and, where applicable, cash flows thereof for the years then ended in accordance with accounting principles generally accepted in the United States of America.

INDEPENDENT AUDITOR'S REPORT (Continued)

Other Matters

Required Supplementary Information

Accounting principles generally accepted in the United States of America require that the management's discussion and analysis on pages 7-12 be presented to supplement the basic financial statements. Such information, although not a part of the basic financial statements, is required by the Governmental Accounting Standards Board, who considers it to be an essential part of financial reporting for placing the basic financial statements in an appropriate operational, economic, or historical context. We have applied certain limited procedures to the required supplementary information in accordance with auditing standards generally accepted in the United States of America, which consisted of inquiries of management about the methods of preparing the information and comparing the information for consistency with management's responses to our inquiries, the basic financial statements, and other knowledge we obtained during our audit of the basic financial statements. We do not express an opinion or provide any assurance on the information because the limited procedures do not provide us with sufficient evidence to express an opinion or provide any assurance.

Other Reporting Required by *Government Auditing Standards*

In accordance with *Government Auditing Standards*, we have also issued our report dated December 21, 2016, on our consideration of the Association's internal control over financial reporting and on our tests of its compliance with certain provisions of laws, regulations, contracts and grant agreements and other matters. The purpose of that report is to describe the scope of our testing of internal control over financial reporting and compliance and the results of that testing, and not to provide an opinion on internal control over financial reporting or on compliance. That report is an integral part of an audit performed in accordance with *Government Auditing Standards* in considering the Association's internal control over financial reporting and compliance.

Doehring, Winders & Co. LLP

Mattoon, Illinois
December 21, 2016

DOEHRING, WINDERS & CO. LLP
Certified Public Accountants
1601 LAFAYETTE AVENUE
MATTOON, ILLINOIS 61938

INDEPENDENT AUDITOR'S REPORT ON INTERNAL CONTROL OVER FINANCIAL REPORTING AND ON
COMPLIANCE AND OTHER MATTERS BASED ON AN AUDIT OF FINANCIAL STATEMENTS
PERFORMED IN ACCORDANCE WITH *GOVERNMENT AUDITING STANDARDS*

Board of Directors
Eastern Illinois University Alumni Association, Inc.
Charleston, Illinois

We have audited, in accordance with the auditing standards generally accepted in the United States of America and the standards applicable to financial audits contained in *Government Auditing Standards* issued by the Comptroller General of the United States, the financial statements of the business-type activities of Eastern Illinois University Alumni Association, Inc. (the Association), component unit of the State of Illinois and Eastern Illinois University, as of and for the year ended June 30, 2016, and the related notes to the financial statements, which collectively comprise the Association's basic financial statements, and have issued our report thereon dated December 21, 2016.

Internal Control Over Financial Reporting

In planning and performing our audit of the financial statements, we considered the Association's internal control over financial reporting (internal control) to determine the audit procedures that are appropriate in the circumstances for the purpose of expressing our opinions on the financial statements, but not for the purpose of expressing an opinion on the effectiveness of the Association's internal control. Accordingly, we do not express an opinion on the effectiveness of the Association's internal control.

A deficiency in internal control exists when the design or operation of a control does not allow management or employees, in the normal course of performing their assigned functions, to prevent, or detect and correct misstatements on a timely basis. A *material weakness* is a deficiency, or a combination of deficiencies, in internal control, such that there is a reasonable possibility that a material misstatement of the Association's financial statements will not be prevented, or detected and corrected on a timely basis. A *significant deficiency* is a deficiency, or a combination of deficiencies, in internal control that is less severe than a material weakness, yet important enough to merit attention by those charged with governance.

Our consideration of internal control was for the limited purpose described in the first paragraph of this section and was not designed to identify all deficiencies in internal control that might be material weaknesses or, significant deficiencies. Given these limitations, during our audit we did not identify any deficiencies in internal control that we consider to be material weaknesses. However, material weaknesses may exist that have not been identified.

Compliance and Other Matters

As part of obtaining reasonable assurance about whether the Association's financial statements are free from material misstatement, we performed tests of its compliance with certain provisions of laws, regulations, contracts, and grant agreements, noncompliance with which could have a direct and material effect on the determination of financial statement amounts. However, providing an opinion on compliance with those provisions was not an objective of our audit, and accordingly, we do not express such an opinion. The results of our tests disclosed no instances of noncompliance or other matters that are required to be reported under *Government Auditing Standards*.

INDEPENDENT AUDITOR'S REPORT ON INTERNAL CONTROL OVER FINANCIAL REPORTING AND ON COMPLIANCE AND OTHER MATTERS BASED ON AN AUDIT OF FINANCIAL STATEMENTS PERFORMED IN ACCORDANCE WITH *GOVERNMENT AUDITING STANDARDS* (Continued)

Purpose of this Report

The purpose of this report is solely to describe the scope of our testing of internal control and compliance and the results of that testing, and not to provide an opinion on the effectiveness of the Association's internal control or on compliance. This report is an integral part of an audit performed in accordance with *Government Auditing Standards* in considering the Association's internal control and compliance. Accordingly, this communication is not suitable for any other purpose.

Doehring, Winders & Co. LLP

Mattoon, Illinois
December 21, 2016

EASTERN ILLINOIS UNIVERSITY
ALUMNI ASSOCIATION, INC.

MANAGEMENT'S DISCUSSION AND ANALYSIS

This section of the Eastern Illinois University Alumni Association, Inc. (Association) annual financial report presents management's discussion and analysis of the financial performance of the Association during the fiscal years ended June 30, 2016 and 2015. This discussion should be read in conjunction with the accompanying financial statements and footnotes. The financial statements, footnotes, and this discussion are the responsibility of Association management.

Reporting Entity

The Association is a non-profit corporation and is considered to be a component unit of the State of Illinois and Eastern Illinois University (University), as defined by the Governmental Accounting Standards Board Statement No. 39. This statement defines component units as organizations where the "substance and significance of the relationship between the organization and the primary government (or its component units) would be such that the exclusion of that organization from the reporting entity's financial statements would render those statements misleading or incomplete." Accordingly, the Association is included in the University's financial statements as a discrete component unit. Transactions with the University relate primarily to fostering loyalty and fellowship among the alumni of the University and provide a medium through which the alumni can contribute to the welfare of the University.

The Association is located in Charleston, Illinois. It was established in 1905 as a means of allowing continuing involvement of graduates and former students in the development of their University. The organization sponsors special events for alumni; assists with homecoming, reunions and similar activities; facilitates communication between alumni and the University; assists in maintaining alumni records; and has other initiatives that contribute to the welfare of the University.

Using the Annual Report

These financial statements are prepared in accordance with the guidance found in the statements issued by the Governmental Accounting Standards Board (GASB), including GASB Statement No. 34, *Basic Financial Statements - and Management's Discussion and Analysis - for State and Local Governments*; GASB Statement No. 35, *Basic Financial Statements - and Management's Discussion and Analysis - for Public Colleges and Universities*; GASB Statement No. 37, *Basic Financial Statements and Management's Discussion and Analysis for State and Local Governments: Omnibus*; GASB Statement No. 38, *Certain Financial Statement Note Disclosures*; GASB Statement No. 39, *Determining Whether Certain Organizations are Component Units* and GASB Statement No. 61, *The Financial Reporting Entity: Omnibus*. These statements focus on the financial condition of the Association, the results of operations and cash flows of the Association as a whole.

As prescribed by GASB Statement No. 35, this annual report includes three financial statements: the Statements of Net Position; Statements of Revenues, Expenses and Changes in Net Position; and the Statements of Cash Flows. The accompanying notes to the financial statements provide more detailed information regarding the items presented on the face of the financial statements. An explanation of the financial statement presentation follows.

The Statements of Net Position reflect the assets and liabilities of the Association using the accrual basis of accounting and presents the financial position of the Association at a specified point in time. The difference between total assets and total liabilities, known as net position, is one indicator of the current financial condition of the Association. The increase or decrease in net position that occurs over time indicates the improvement or erosion of the Association's financial condition.

EASTERN ILLINOIS UNIVERSITY
ALUMNI ASSOCIATION, INC.

MANAGEMENT'S DISCUSSION AND ANALYSIS - CONTINUED

Using the Annual Report - Continued

The Statements of Revenues, Expenses and Changes in Net Position present the revenues earned and expenses incurred during the fiscal year. Revenues and expenses are either operating or nonoperating. Under the current reporting model, investment income, interest expense, grants to the University, and scholarships are treated as nonoperating activities.

The Statement of Cash Flows presents information related to cash inflows and outflows summarized by operating, noncapital financing, capital and related financing and investing activities.

Financial Highlights

During the year ended June 30, 2016, the Association's net position decreased by \$5,615 to \$2,249,467. This is attributable to various factors. The Association's operating expenses exceeded operating income by \$982 and nonoperating expenses exceeded nonoperating revenues by \$4,633. Net investment income was \$19,162.

During the year ended June 30, 2015, the Association's net position decreased by \$16,201 to \$2,255,082. This is attributable to various factors. The Association's operating expenses exceeded operating income by \$1,317 and nonoperating expenses exceeded nonoperating revenues by \$14,884. Net investment income was \$4,809.

Condensed Financial Information

Condensed Statement of Net Position June 30:

	2016	2015	2014
Assets			
Current assets	\$ 996,487	\$ 740,119	\$ 738,723
Noncurrent assets			
Capital	163,694	169,693	175,692
Other	1,089,312	1,345,319	1,357,492
Total noncurrent assets	1,253,006	1,515,012	1,533,184
Total assets	<u>\$ 2,249,493</u>	<u>\$ 2,255,131</u>	<u>\$ 2,271,907</u>
Liabilities			
Current liabilities	\$ 26	\$ 49	\$ 624
Total liabilities	<u>26</u>	<u>49</u>	<u>624</u>
Net position			
Net investment in capital assets	163,694	169,693	175,692
Unrestricted	2,085,773	2,085,389	2,095,591
Total net position	<u>2,249,467</u>	<u>2,255,082</u>	<u>2,271,283</u>
Total liabilities and net position	<u>\$ 2,249,493</u>	<u>\$ 2,255,131</u>	<u>\$ 2,271,907</u>

As of June 30, 2016 and 2015, Association assets totaled \$2,249,493 and \$2,255,131, respectively. The largest asset of the Association in either year is its investments of \$1,863,279 at June 30, 2016 and \$1,844,116 at June 30, 2015. The \$19,162 increase in investments in 2016 is due to the \$32,329 investment income (net of fees) reinvested, less the \$13,167 decrease in the fair value of investments as of June 30, 2016. For fiscal year 2015, the \$4,809 increase in investments is due to the \$30,389 investment income (net of fees) reinvested, less the \$25,580 decrease in the fair value of investments as of June 30, 2015.

EASTERN ILLINOIS UNIVERSITY
ALUMNI ASSOCIATION, INC.

MANAGEMENT'S DISCUSSION AND ANALYSIS - CONTINUED

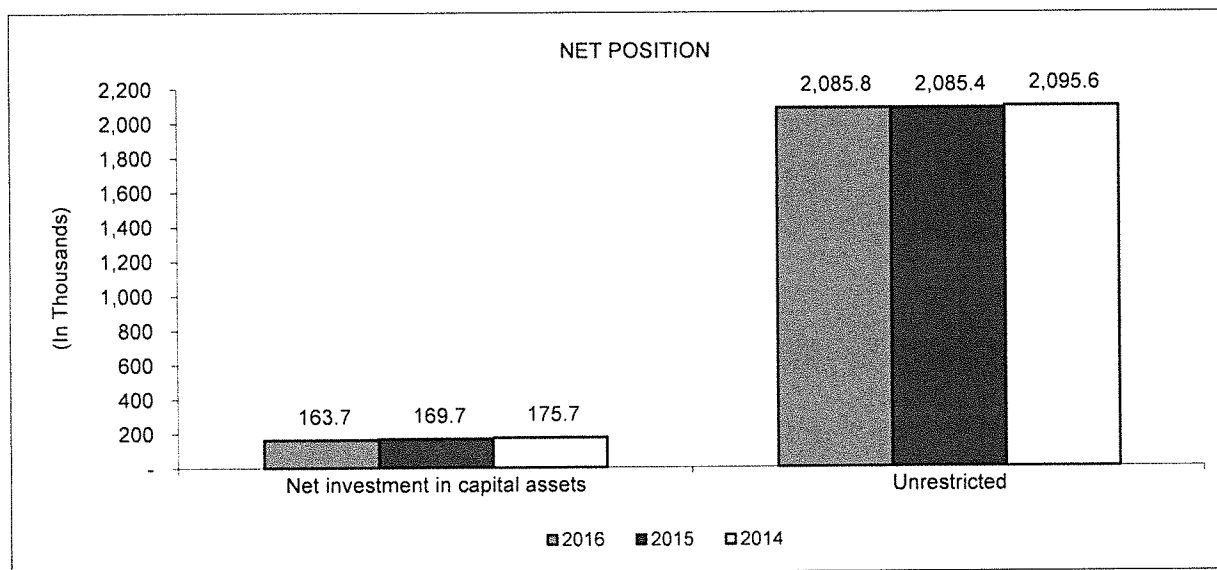
Condensed Financial Information - Continued

The Association's current assets of \$996,487 and \$740,119 as of June 30, 2016 and 2015, respectively, were sufficient to cover the current liabilities of \$26 and \$49, respectively. The current ratio is \$38,326 of current assets for every \$1 of current liabilities in fiscal year 2016 and was \$15,104 in current assets for every \$1 in current liabilities for fiscal year 2015.

There were no material difference in liabilities from fiscal year 2016 to 2015.

There were no material changes in total net position between fiscal years 2016 and 2015.

The following graph shows net assets by classification and restriction:



Condensed Statement of Revenues, Expenses and Changes in Net Position June 30:

	2016	2015	2014
Operating revenues	\$ 167,306	\$ 134,440	\$ 108,257
Operating expenses	168,288	135,757	155,103
Operating (loss)	(982)	(1,317)	(46,846)
Net non-operating revenues (expenses)	(4,633)	(14,884)	145,106
Increase (decrease) in net position	(5,615)	(16,201)	98,260
Net position			
Net position-beginning of year	2,255,082	2,271,283	2,173,023
Net position-end of year	<u>\$ 2,249,467</u>	<u>\$ 2,255,082</u>	<u>\$ 2,271,283</u>

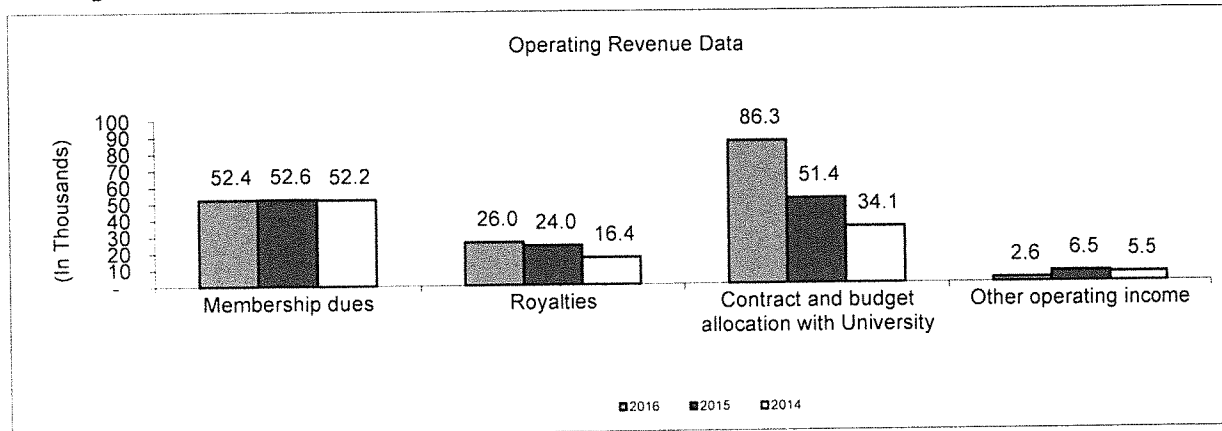
Operating Revenues

Total operating revenues for fiscal years 2016 and 2015 were approximately \$167.3 thousand and \$134.4 thousand, respectively. In 2016 and 2015, the majority of the operating revenue was from membership dues, royalty income, service contract and budget allocation with the University.

EASTERN ILLINOIS UNIVERSITY
ALUMNI ASSOCIATION, INC.

MANAGEMENT'S DISCUSSION AND ANALYSIS - CONTINUED

Operating Revenues - Continued



Membership Dues

Membership dues assist in covering the cost of keeping in touch with alumni. The benefits from the membership include subscription to "ForeverEIU" magazine, use of University library, discounts and first priority on various tickets to events, travel related discounts and various other benefits. A new graduate only has to pay half of an annual membership. The following is a list of the cost of memberships:

New Graduate Membership	\$ 15
Group Promotional Annual Membership	\$ 25
Harris Promotional Annual Membership	\$ 25
Group Promotional Annual Family Membership	\$ 40
Annual Membership	\$ 30
Annual Family Membership	\$ 45
Life-time Installment Membership (per year for five years)	\$ 100
Life-time Installment Family Membership (per year for five years)	\$ 150
Life Membership	\$ 450
Family Life Membership	\$ 700
Senior Life Membership	\$ 225

The total number of Association paid memberships increased during fiscal years 2016 and 2015. The 2016 increase of 5 was mainly due to the increase in annual memberships netted with the decrease in new graduate and promotional memberships. The 2015 increase of 32 was mainly due to the promotional memberships that were offered. Total membership dues income was approximately \$52.4 thousand for 2016 and \$52.6 thousand for 2015. At June 30, 2016, 2015, and 2014, the Association had the following membership breakdown:

	2016	2015	2014
Complimentary Annual Memberships	-	-	2
New Graduate Memberships	163	200	240
Group Promotional Annual Membership	-	15	-
Harris Promotional Annual Membership	34	77	-
Group Promotional Annual Family Membership	-	2	-
Annual Memberships	1,089	1,000	995
Annual Family Memberships	274	274	308
Life Memberships	288	281	269
Family Life Memberships	114	109	111
Senior Life Memberships	42	40	41
Senior Family Life Memberships	16	17	17
Total Memberships	2,020	2,015	1,983

EASTERN ILLINOIS UNIVERSITY
ALUMNI ASSOCIATION, INC.

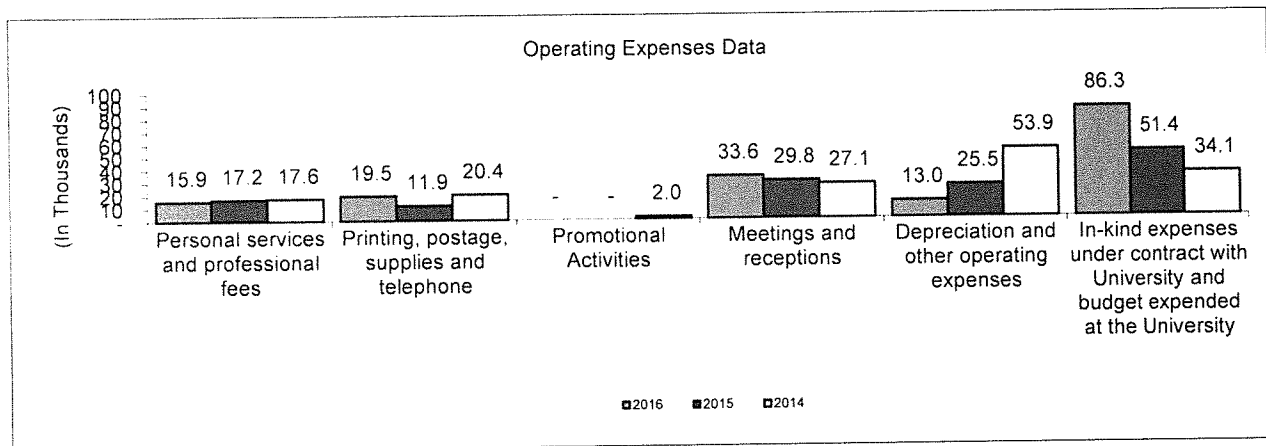
MANAGEMENT'S DISCUSSION AND ANALYSIS - CONTINUED

Service Contract and Budget Allocation from the University

In 2016, the in-kind expenses and related revenues provided the Alumni Association by the University increased by approximately \$35,000 or 68%. This was mostly due to the increase of time that University employees spent on Alumni Association duties.

Operating Expenses

Operating Expenses for the years ended June 30, 2016 and 2015, totaled \$168,288 and \$135,757 respectively. Of the total for 2016, \$86,289 or 51% was in-kind expenses under contract with the University, \$33,644 or 20% was meeting and receptions, and \$19,470 or 12% was printing, postage, supplies and telephone. Of the total for 2015, \$25,500 or 19% was depreciation, building repairs and other operating expenses, \$29,780 or 22% was meetings and receptions, and \$51,385 or 38% was in-kind expenses under contract with the University. The breakout by expense is highlighted below:



Other

The investment income of \$19,162 and \$4,809 for the years ended June 30, 2016 and 2015 was the largest source of nonoperating revenue each year. This is made up of interest and dividends earned of \$32,329 plus a decrease in fair market value of investments of \$13,167 for 2016 and interest and dividends earned of \$30,389 plus a decrease in fair market value of investments of \$25,580 for 2015. The decrease in FY16 and FY15 in the fair market values are primarily due to fluctuations in interest rates and market conditions.

Gifts and grants to the University of \$18,795 and \$14,693 for the years ended June 30, 2016 and 2015 were the largest source of nonoperating expenses each year. The Association awarded \$5,000 of scholarships to students in fiscal years 2016 and 2015.

EASTERN ILLINOIS UNIVERSITY
ALUMNI ASSOCIATION, INC.

MANAGEMENT'S DISCUSSION AND ANALYSIS - CONTINUED

The Statement of Cash Flows

The Statements of Cash Flows provide information about the Association's sources and uses of cash during the fiscal year.

Condensed Statement of Cash Flows

	Years ended June 30,		
	2016	2015	2014
Cash provided (used) by:			
Operating activities	\$ 1,258	\$ 5,143	\$ (41,646)
Noncapital financing activities	(23,795)	(19,693)	(17,467)
Investing activities	-	-	-
Net (decrease) in cash and cash equivalents	(22,537)	(14,550)	(59,113)
Cash-beginning of year	231,596	246,146	305,259
Cash-end of year	<u>\$ 209,059</u>	<u>\$ 231,596</u>	<u>\$ 246,146</u>

For fiscal year 2016 and 2015, membership dues were the single largest source of funds included in operating activities totaling \$50,630 (while in 2015 totaling \$53,635). The payments to suppliers totaled \$78,009 for 2016 and \$78,962 for 2015. The use of funds included in noncapital financing activities during 2016 and 2015 are various gifts to the University of \$18,795 and \$14,693, respectively, and the awarding of scholarships to students of \$5,000 for 2016 and 2015. The net source of funds from investing activities in fiscal year 2016 and 2015 are the \$32,330 and \$30,389 respectively, received from interest and dividends (all of which were reinvested, net of fees).

Economic Outlook

The Alumni Association's operations are funded primarily through a spending rate based on the value of the investment portfolio and revenue from the organization's membership program. The board's investment policy was revised during FY16 to better position the organization and take advantage of market conditions which might impact the organization, as well. While one new affinity agreement may be entered into during the coming year, any revenue generated is not expected to be significant. In addition, it is anticipated that a significant plumbing upgrade in Brainard House will be necessary during FY17 and require a previously anticipated capital expenditure.

Note - The Eastern Illinois University Alumni Association is not required to present budgetary comparison information that the Government Accounting Standards Board has determined is necessary to supplement, although not required to be a part of, the basic financial statements because the Eastern Illinois University Alumni Association is not legally required to adopt a budget.

EASTERN ILLINOIS UNIVERSITY
ALUMNI ASSOCIATION, INC.

STATEMENTS OF NET POSITION

June 30, 2016 and 2015

	2016	2015
ASSETS		
Current assets:		
Cash and cash equivalents	\$ 209,059	\$ 231,596
Investments	779,117	503,147
Accounts receivable	5,300	4,350
Prepaid expense	3,011	1,026
Total current assets	996,487	740,119
Noncurrent assets:		
Accounts receivable	5,150	4,350
Investments	1,084,162	1,340,969
Capital assets, net of accumulated depreciation	163,694	169,693
Total noncurrent assets	1,253,006	1,515,012
Total assets	\$ 2,249,493	\$ 2,255,131
LIABILITIES		
Current liabilities:		
Accounts payable	\$ 26	\$ 49
Total liabilities	26	49
NET POSITION		
Net investment in capital assets	163,694	169,693
Unrestricted	2,085,773	2,085,389
Total net position	2,249,467	2,255,082
Total liabilities and net position	\$ 2,249,493	\$ 2,255,131

The accompanying notes are an integral part of these financial statements.

EASTERN ILLINOIS UNIVERSITY
ALUMNI ASSOCIATION, INC.

STATEMENTS OF REVENUES, EXPENSES AND CHANGES IN NET POSITION

Years ended June 30, 2016 and 2015

	2016	2015
OPERATING REVENUES:		
Membership dues	\$ 52,380	\$ 52,585
Royalties	26,000	24,000
Service contract with the University	41,336	25,171
Budget allocation from the University	44,953	26,214
Gifts	1,210	4,193
Other operating income	1,427	2,277
Total operating revenues	167,306	134,440
OPERATING EXPENSES:		
Personal services	5,014	5,280
Printing	8,561	5,553
Postage, telephone and supplies	10,909	6,354
Dues and subscriptions	299	200
Meetings and receptions	33,644	29,780
Professional fees	10,915	11,905
Insurance	4,360	3,902
Bad debt expense	-	850
Bank fees	836	396
Building repairs and maintenance	1,462	14,154
In-kind expenses under contract with the University		
Personnel services	38,663	23,602
Rent, utilities and maintenance	2,673	1,568
Budget expended at the University	44,953	26,214
Depreciation expense	5,999	5,999
Total operating expenses	168,288	135,757
Operating (loss)	(982)	(1,317)
NONOPERATING REVENUE (EXPENSES)		
Investment income:		
Interest and dividends, net of investment fees	32,329	30,389
Net (decrease) in fair market value of investments	(13,167)	(25,580)
Scholarships	(5,000)	(5,000)
Gifts/grants to the University	(18,795)	(14,693)
Net nonoperating revenues	(4,633)	(14,884)
(Decrease) in net position	(5,615)	(16,201)
NET POSITION		
Net position - beginning of year	2,255,082	2,271,283
Net position - end of year	\$ 2,249,467	\$ 2,255,082

The accompanying notes are an integral part of these financial statements.

EASTERN ILLINOIS UNIVERSITY
ALUMNI ASSOCIATION, INC.

STATEMENTS OF CASH FLOWS

Years ended June 30, 2016 and 2015

	2016	2015
CASH FLOWS FROM OPERATING ACTIVITIES		
Membership dues	\$ 50,630	\$ 53,635
Gifts	1,210	4,193
Promotional revenue	-	-
Royalties	26,000	24,000
Other receipts	1,427	2,277
Payments to suppliers and vendors	(78,009)	(78,962)
Net cash provided by operating activities	1,258	5,143
CASH FLOWS FROM NONCAPITAL FINANCING ACTIVITIES		
Scholarships	(5,000)	(5,000)
Gifts/grants to the University/Foundation	(18,795)	(14,693)
Net cash (used) by noncapital financing activities	(23,795)	(19,693)
CASH FLOWS FROM INVESTING ACTIVITIES		
Interest on investments	32,330	30,389
Proceeds from investments sold	523,679	1,224,362
Purchase of investments	(556,009)	(1,254,751)
Net cash provided by investing activities	-	-
Net (decrease) in cash and cash equivalents	(22,537)	(14,550)
Cash and cash equivalents, beginning of year	231,596	246,146
Cash and cash equivalents, end of the year	\$ 209,059	\$ 231,596
RECONCILIATION OF OPERATING (LOSS) TO NET CASH FROM OPERATING ACTIVITIES		
Operating (loss)	\$ (982)	\$ (1,317)
Adjustments to reconcile operating (loss) to net cash from operating activities:		
Depreciation expense	5,999	5,999
Change in assets and liabilities:		
(Increase) decrease in accounts receivable	(1,750)	1,050
(Increase) in prepaid expense	(1,986)	(14)
(Decrease) in accounts payable	(23)	(575)
Net cash provided by operating activities	\$ 1,258	\$ 5,143

The accompanying notes are an integral part of these financial statements.

EASTERN ILLINOIS UNIVERSITY
ALUMNI ASSOCIATION, INC.

STATEMENTS OF CASH FLOWS, CONTINUED

Years ended June 30, 2016 and 2015

	<u>2016</u>	<u>2015</u>
NONCASH INVESTING TRANSACTIONS		
Change in fair value of investments	<u>\$ (21,061)</u>	<u>\$ (41,214)</u>

The accompanying notes are an integral part of these financial statements.

EASTERN ILLINOIS UNIVERSITY
ALUMNI ASSOCIATION, INC.

NOTES TO FINANCIAL STATEMENTS

Years Ended June 30, 2016 and 2015

1 SUMMARY OF SIGNIFICANT ACCOUNTING POLICIES

A summary of the significant accounting policies applied in the accompanying financial statements are as follows:

Nature of Operations

The Eastern Illinois University Alumni Association, Inc. (the Association), located in Charleston, Illinois, was incorporated under the laws of the State of Illinois as a not-for-profit organization. The primary functions of the Association are to foster loyalty and fellowship among the alumni of Eastern Illinois University and to provide a medium through which the alumni can contribute to the welfare of the University.

Financial Reporting Entity

The financial reporting entity is defined by the Governmental Accounting Standards Board (GASB) Statement No. 61 - *The Financial Reporting Entity: Omnibus*. The financial reporting entity consists of the primary government, as well as component units, which are legally separate organizations for which the primary government is financially accountable. It also includes other component units whose exclusion would cause the reporting entity's financial statements to be misleading or incomplete.

A primary government is financially accountable for a component unit if it appoints a voting majority of the organization's governing body and (1) is able to impose its will on that organization or (2) there is a potential for the organization to provide specific financial benefits to, or impose specific financial burdens on, the primary government. The primary government may also be financially accountable if an organization is fiscally dependent on the primary government.

In addition, GASB Statement No. 39, *Determining Whether Certain Organizations Are Component Units* (an amendment of GASB Statement No. 14, *The Financial Reporting Entity*) and GASB No. 61, *The Financial Reporting Entity: Omnibus* (an amendment of GASB Statement No. 14 and No. 34), which increased the factors to consider when determining if a component unit should be included in the financial reporting entity of a primary government.

As stated in GASB Statement No. 39, *Determining Whether Certain Organizations are Component Units*, a legally separate organization should be considered a component unit of the primary government if the following three factors are met: 1) The separate organization's economic resources are almost entirely held for the direct benefit of the primary government. 2) The primary government is entitled to or has access to the majority of the resources held or received by the separate organization. 3) The resources held or received by the separate organization are significant to the primary government.

Based upon these factors management considers the Association to be a component unit of Eastern Illinois University, which is a component unit of the State of Illinois. The Association believes it has no component units as defined by GASB Statement No. 14, *The Financial Reporting Entity* as amended.

Financial Statement Presentation

The Association has adopted the provisions of Governmental Accounting Standards Board Statement No. 34, *Basic Financial Statements - and Management's Discussion and Analysis - for State and Local Governments*; GASB Statement No. 35, *Basic Financial Statements - Management's Discussion and Analysis - for Public*

EASTERN ILLINOIS UNIVERSITY
ALUMNI ASSOCIATION, INC.

NOTES TO FINANCIAL STATEMENTS - CONTINUED

Years Ended June 30, 2016 and 2015

1 SUMMARY OF SIGNIFICANT ACCOUNTING POLICIES - Continued

Financial Statement Presentation - Continued

Colleges and Universities; Statement No. 37, *Basic Financial Statements and Management's Discussion and Analysis for State and Local Governments: Omnibus*; and Statement No. 38, *Certain Financial Statement Note Disclosures*. The financial statements of the Association have been prepared in conformance with these statements.

Basis of Accounting

For financial reporting purposes, the Association is considered a special-purpose government engaged only in business-type activities. Accordingly, the Association's financial statements have been presented using the economic resources measurement focus and accrual basis of accounting. Under the accrual basis, revenues are recognized when earned, and expenses are recorded when an obligation has been incurred.

Cash Equivalents

For purposes of the statement of cash flows, the Association considers all highly liquid investments with an original maturity of three months or less to be cash equivalents. Funds invested through the Illinois Funds are considered cash equivalents.

Investments

The Association accounts for its investments at fair value in accordance with GASB Statement No. 31, *Accounting and Financial Reporting for Certain Investments and for External Investment Pools*. Changes in the unrealized gain (loss) on the carrying value of investments are reported as a component of investment income in the Statements of Revenues, Expenses, and Changes in Net Position.

Capital Assets

Capital assets are recorded at cost at the date of acquisition, or fair market value at the date of donation in the case of gifts. For equipment, the Association's capitalization policy includes all items with a unit cost of \$500 or more and for land, buildings and improvements their capitalization policy is \$5,000 or more. Renovations to buildings and equipment that significantly increase the value or extend the useful life of the asset are capitalized. Routine repairs and maintenance are charged to operating expense in the year in which the expense was incurred. Depreciation is computed using the straight-line method over the estimated useful lives of the assets, generally 50 years for buildings, 15 to 20 years for land improvements and building improvements, and 4 to 7 years for equipment.

Net Position

The Association's net position is classified as follows:

Net investment in capital assets: This represents the Association's total investment in capital assets, net of outstanding debt obligations related to those capital assets.

Unrestricted net position: Unrestricted net position represents resources derived from Association membership dues, Alumni promotions, net investment income and other Association activities.

EASTERN ILLINOIS UNIVERSITY
ALUMNI ASSOCIATION, INC.

NOTES TO FINANCIAL STATEMENTS - CONTINUED

Years Ended June 30, 2016 and 2015

1 SUMMARY OF SIGNIFICANT ACCOUNTING POLICIES - Continued

Income Taxes

The Association is a non-profit corporation and is exempt from income taxes under Section 501 (c) (3) of the Internal Revenue Code and has been determined not to be a private foundation.

Classification of Revenues

The Association has classified its revenues as either operating or nonoperating revenues according to the following criteria:

Operating revenues: Operating revenues include activities that have the characteristics of exchange transactions or that are part of the Association's mission to contribute to the welfare of the University, such as (1) Association membership dues and gifts (2) Alumni promotions and merchandise.

Nonoperating revenues: Nonoperating revenues include activities that have the characteristics of non-exchange transactions, such as investment income and other revenue sources that are defined as Nonoperating revenues by GASB Statement No. 9, *Reporting Cash Flows of Propriety and Nonexpendable Trust Funds and Governmental Entities That Use Proprietary Fund Accounting*.

Use of Estimates

The preparation of financial statements in conformity with generally accepted accounting principles requires management to make estimates and assumptions that affect certain reported amounts and disclosures. Accordingly, actual results could differ from those estimates.

New Governmental Accounting Standards

The Governmental Accounting Standards Board (GASB) has issued the following statements, which are effective for periods beginning July 1, 2014, or later, which impact the Association:

GASB Statement No. 65 - *Items Previously Reported as Assets and Liabilities*. This Statement establishes accounting and financial reporting standards that reclassify, as deferred outflows of resources or deferred inflows of resources, certain items that were previously reported as assets and liabilities and recognize, as outflows of resources or inflows of resources, certain items that were previously reported as assets and liabilities. GASB Statement No. 65 had no significant impact on the financial statements. There were no items meeting these criteria at June 30, 2016 and 2015.

GASB Statement No. 72 - *Fair Value Measurement and Application*. This Statement addresses accounting and financial reporting issues related to fair value measurements. The Statement is effective for periods beginning after June 15, 2015. The Statement does affect the Alumni Association, but does not significantly change the financial reporting of the Association.

GASB Statement No. 76 - *The Hierarchy of Generally Accepted Accounting Principles for State and Local Governments*. This Statement reduces the GAAP hierarchy to two categories of authoritative GAAP and addresses the uses of authoritative and nonauthoritative literature in the event that the accounting treatment for a transaction or other event is not specified within a source of authoritative GAAP. The Statement is effective for periods beginning after June 15, 2015. The Statement did not significantly impact the Association.

EASTERN ILLINOIS UNIVERSITY
ALUMNI ASSOCIATION, INC.

NOTES TO FINANCIAL STATEMENTS - CONTINUED

Years Ended June 30, 2016 and 2015

2 CASH AND CASH EQUIVALENTS AND INVESTMENTS

Cash and Cash Equivalents

The Alumni Association's cash deposits are held by the University in the Illinois Funds. The Illinois Funds are pooled short term fully collateralized money market accounts administered by the Treasurer of the State of Illinois.

Investments

The Alumni Association's Board of Director's takes oversight of the Association's investment policy. The policy is structured to provide guidance to external managers as they strive to meet the Association's goals. They seek to limit the overall level of risk commensurate with the chosen policy asset allocation. The Association has no legal or contractual restrictions on the type of investments they purchase. On the statements of revenues, expenses and changes in net position, investment income is netted with investment fees. Investment fees were \$9,053 and \$9,190 respectively, for the years ended June 30, 2016 and 2015.

Interest Rate Risk

Interest rate risk is the risk that changes in interest rates will adversely affect the fair value of an investment. Eastern Illinois University Alumni Association has updated its target asset allocation of investments other than cash in Illinois Funds to no more than 50% equities and the remainder in fixed income mutual funds, with approximately 85% of fixed income being investment grade. Although the bonds in these funds are actively administered by outside managers selected by First Mid-Illinois Bank & Trust, an assumption is made in reporting that callable bonds will be held until maturity. Effective maturity ranges for investments disclosed are shown as follows (for purposes of mutual bond fund maturity, the Association has evaluated the underlying holdings of those funds and classified the average maturity on that basis):

June 30, 2016	Money Market	Mutual Bond Funds	Total
<u>Average Maturity</u>			
Less than 1 year	\$ 8,687	\$ -	\$ 8,687
1-5 years	-	121,954	121,954
5-10 years	-	962,208	962,208
Total	<u>\$ 8,687</u>	<u>\$ 1,084,162</u>	<u>\$ 1,092,849</u>
June 30, 2015	Money Market	Mutual Bond Funds	Total
<u>Average Maturity</u>			
Less than 1 year	\$ 15,862	\$ -	\$ 15,862
1-5 years	-	136,405	136,405
5-10 years	-	1,204,564	1,204,564
Total	<u>\$ 15,862</u>	<u>\$ 1,340,969</u>	<u>\$ 1,356,831</u>

Credit Risk

Credit risk is the risk that an issuer or other counterparty to a debt investment will not fulfill its obligations. The Alumni Association investment policy limits investments to 'A' rated or above fixed income securities. Mutual bond fund ratings represent investments in the portfolio, but the bond funds themselves are not rated. The quality rating for investments disclosed are shown as follows:

EASTERN ILLINOIS UNIVERSITY
ALUMNI ASSOCIATION, INC.

NOTES TO FINANCIAL STATEMENTS - CONTINUED

Years Ended June 30, 2016 and 2015

2 CASH AND CASH EQUIVALENTS AND INVESTMENTS - Continued

Credit Risk - Continued

June 30, 2016

Quality Rating	Money Market	Mutual Bond Funds	Total
AAA	\$ 8,687	\$ -	\$ 8,687
Not Rated	-	1,084,162	1,084,162
	<u>\$ 8,687</u>	<u>\$ 1,084,162</u>	<u>\$ 1,092,849</u>

June 30, 2015

Quality Rating	Money Market	Mutual Bond Funds	Total
AAA	\$ 15,862	\$ -	\$ 15,862
Not Rated	-	1,340,969	1,340,969
	<u>\$ 15,862</u>	<u>\$ 1,340,969</u>	<u>\$ 1,356,831</u>

Custodial Credit Risk

Custodial credit risk is the risk that when, in the event a financial institution or counterparty fails, the Alumni Association would not be able to recover value of deposits, investments or collateral securities that are in the possession of an outside party. The Alumni Association does not have a policy that addresses custodial credit risk.

The Alumni Association's investments in the Illinois Funds, mutual funds and money market funds are not subject to detailed disclosure because the Alumni Association owns shares of each investment fund and not the physical securities.

Concentration Risk

The Alumni Association did not hold any single investment that exceeded 5% of total investments. The Alumni Association does not have a policy that addresses concentration risk.

The Alumni Association has not held foreign currency positions, nor has it participated in securities lending.

The Illinois Funds are in the custody of the State Treasurer and are pooled and invested with other state funds in accordance with the Deposits of State Moneys Act of the Illinois Compiled Statutes (15 ILCS 520/11). Details on the nature of these investments are available within the State of Illinois' Comprehensive Annual Financial Report.

The Illinois Funds do not have any direct or indirect investments in derivative instruments. The money market funds and mutual funds have not disclosed to the Alumni Association whether derivatives are used, held, or were written during the period covered by the financial statements.

Fair Value Measurements and Reconciliation to the Statements of Net Position

The Association categorizes its fair value measurements within the fair value hierarchy established by generally accepted accounting principles. The hierarchy is based on the valuation inputs used to measure the fair value of the asset. Level 1 inputs are quoted prices in active markets for identical assets; Level 2 inputs are significant other observable inputs; Level 3 inputs are significant unobservable inputs. The Association has the following recurring fair value measurements, reconciled to tie to amounts reported in the Association's Statements of Net Position at:

EASTERN ILLINOIS UNIVERSITY
ALUMNI ASSOCIATION, INC.

NOTES TO FINANCIAL STATEMENTS - CONTINUED

Years Ended June 30, 2016 and 2015

2 CASH AND CASH EQUIVALENTS AND INVESTMENTS - Continued

Fair Value Measurements and Reconciliation to the Statements of Net Position - Continued

June 30, 2016	Level 1
The Illinois Funds money market accounts	\$ 209,059
Investments administered by First Mid-Illinois Bank & Trust	
Money market mutual funds	8,687
Equity mutual funds	770,430
Bond mutual funds	1,084,162
Total cash and investments	<u>\$ 2,072,338</u>
June 30, 2015	Level 1
The Illinois Funds money market accounts	\$ 231,596
Investments administered by First Mid-Illinois Bank & Trust	
Money market mutual funds	15,862
Equity mutual funds	487,285
Bond mutual funds	1,340,969
Total cash and investments	<u>\$ 2,075,712</u>

3 ACCOUNTS RECEIVABLE

The Association records amounts owed on installment memberships as receivables. They have adjusted these receivables for all known uncollectible accounts and no allowance for bad debts is considered necessary at year-end.

4 CAPITAL ASSETS

Capital asset activity for the years ended June 30, 2016 and June 30, 2015 was as follows:

	Year ended June 30, 2016		
	6/30/2015	Additions	6/30/2016
Capital assets not being depreciated:			
Land	\$ 33,357	\$ -	\$ 33,357
Other depreciable capital assets			
Buildings and improvements	244,492	-	244,492
Equipment	6,748	-	6,748
Total capital assets being depreciated	<u>251,240</u>	<u>-</u>	<u>251,240</u>
Less accumulated depreciation for:			
Buildings and improvements	108,156	5,999	114,155
Equipment	6,748	-	6,748
Total accumulated depreciation	<u>114,904</u>	<u>5,999</u>	<u>120,903</u>
Capital assets being depreciated, net	<u>136,336</u>	<u>(5,999)</u>	<u>130,337</u>
Total capital assets, net	<u>\$ 169,693</u>	<u>\$ (5,999)</u>	<u>\$ 163,694</u>

Depreciation expense for the year ended June 30, 2016 was \$5,999.

EASTERN ILLINOIS UNIVERSITY
ALUMNI ASSOCIATION, INC.

NOTES TO FINANCIAL STATEMENTS - CONTINUED

Years Ended June 30, 2016 and 2015

4 CAPITAL ASSETS - Continued

	Year ended June 30, 2015		
	6/30/2014	Additions	6/30/2015
Capital assets not being depreciated:			
Land	\$ 33,357	\$ -	\$ 33,357
Other depreciable capital assets			
Buildings and improvements	244,492	-	244,492
Equipment	6,748	-	6,748
Total capital assets being depreciated	251,240	-	251,240
Less accumulated depreciation for:			
Buildings and improvements	102,157	5,999	108,156
Equipment	6,748	-	6,748
Total accumulated depreciation	108,905	5,999	114,904
Capital assets being depreciated, net	142,335	(5,999)	136,336
Total capital assets, net	<u>\$ 175,692</u>	<u>\$ (5,999)</u>	<u>\$ 169,693</u>

Depreciation expense for the year ended June 30, 2015 was \$5,999.

5 SIGNIFICANT TRANSACTIONS WITH THE PRIMARY GOVERNMENT

During the years ended June 30, 2016 and 2015, the Association had an agreement with Eastern Illinois University to coordinate the University's alumni activities. The University agreed to provide the Association with money or in-kind services in an amount not to exceed the Association's cost of coordinating these activities. The Association has also agreed to pay the University for all facilities, services, and resources used. The payment is to be either in the form of money or its equivalent in services or resources.

During the years ended June 30, 2016 and 2015, the University provided the Association with \$41,336 and \$25,171, respectively, in services in accordance with the contract.

In fulfilling its fiscal years 2016 and 2015 contracts with the University, the Association incurred \$105,794 and \$104,065 respectively, in expenses and \$86,289 and \$51,385, respectively, of in-kind expenses and budget expended at the University. Included in the fiscal years 2016 and 2015 expenses of \$105,794 and \$104,065, respectively, are unrestricted gifts/grants of \$23,795 and \$19,693, respectively, to the University. In addition, the Association provided the use of its facilities at no charge to the University both years. The value of these facilities were \$37,240 and \$45,211 for the years ended June 30, 2016 and June 30, 2015, respectively. These amounts are not reflected in the financial statements. Since fiscal year 1984, the Association has provided \$796,995 more in benefits than it has received from the University.

EASTERN ILLINOIS UNIVERSITY
ALUMNI ASSOCIATION, INC.

NOTES TO FINANCIAL STATEMENTS - CONTINUED

Years Ended June 30, 2016 and 2015

5 SIGNIFICANT TRANSACTIONS WITH THE PRIMARY GOVERNMENT - Continued

Pursuant to governmental accounting standards, the Association is required to recognize as revenue and expense those on-behalf payments for fringe benefits made by the State of Illinois to the State Universities Retirement System for University employees who are supervised by the Association. These payments (estimated at \$44,953 in 2016 and \$26,214 in 2015) are included in the amounts shown as budget allocation from the University and budget expended at the University in the Statements of Revenues, Expenses and Changes in Net Position.

6 ROYALTIES

The Association has an agreement with an insurance company to provide products to Alumni during fiscal years 2016 and 2015. In fiscal year 2016, the Association received \$26,000 in royalties from AIA insurance and \$24,000 from them in fiscal year 2015.

7 RISK MANAGEMENT

The Association is exposed to various risks of loss including, but not limited to, general liability, property casualty and director and officer liability. The Association is liable for up to \$250/year deductible for property damage and up to \$2,500/year deductible for director and officer liability. No significant reductions in insurance coverage from the prior year occurred. Insurance settlements did not exceed coverage in each of the past three fiscal years.

8 FUNCTIONAL CLASSIFICATION OF EXPENSES

Operating expenses by functional classification for the years ended June 30, 2016 and 2015 are summarized as follows:

	June 30	
	2016	2015
Institutional Support	\$ 162,289	\$ 129,758
Depreciation	5,999	5,999
Total	<u>\$ 168,288</u>	<u>\$ 135,757</u>